

**Three-Sphere Planning Session:
“Delineating key priorities for consolidation
and implementation during
the final year of the sixth dispensation”.**

**NCOP
Cape Town
Date: 9 June 2023**



Presentation Outline

- **Water Projects**
- **Roads Projects**
- **Sanitation Projects**
- **Other Important Priorities**
- **Assisting Ailing Municipalities with the Distribution of Electricity**
- **Support to Dysfunctional Municipalities**
- **Conclusion**

MIG WATER PROJECTS

MUNICIPAL INFRASTRUCTURE GRANT

- The Northern Cape is allocated R501, 370,000.00 for the 2023/24 financial year, including ring-fenced funding for Sports Infrastructure of R39m (8% of allocation).
- Municipalities implement projects according to their IDPs priorities and available DoRA allocations.
- Bulk projects are implemented in phases over multi-years due to small allocations / limited funding.
- The 2023/24 MIG allocation is committed to the following priorities:
- **Water projects: 26%**
- **Sanitation projects: 20%**
- **Roads & Stormwater projects: 12%**
- Other priorities such as sport facilities, cemeteries, solid waste management sites and community lighting: **18%**
- **24% of the allocation is still not committed (projects not registered)at this time due to lack of planning in some municipalities).**

A targeted break down based on the **26%** of the budget committed to Water Projects in the Northern Cape province, including the municipal location, current status of projects and envisaged completion timelines. **R132,500,00.00** is committed to water projects in all five districts.

FRANCES BAARD DM

Local Municipality	Project location	Project Name	Status	Total Project cost	Timeline	Budget 2023/2024
Dikgatlong	Ward Barkly West	MIG 1604: Dikgatlong: Barkly West: Provision of Boreholes (Phase 2)	Construction	R27 991 936,56	2022-24	R14 700 000,00
Magareng	Ward Ditshotshwaneng	Ditshotshwaneng, Rabatji & Sonderwater: water reticulation (MIG 1612)	Construction	R26 310 280,26	2021-23	R4 000 000,00
Phokwane	Ward Pampierstad	MIG 1630: Phokwane: Pampierstad Asbestos Water reticulation - Phase 5	construction	R39 762 963,01	2022-24	R12 100 000,00

ZFM MGCAWU DM

Local Municipality	Project location	Project Name	Status	Total Project cost	Timeline	Budget 2023/2024
Kai !Garib	Ward Vredesvallei	MIG 1578:Vredesvallei: Upgrading of Water Supply and Distribution Network	Design / Tender	R6 843 397,00	2022-24	R5 200 000,00
Kai !Garib	Ward Augrabies	MIG 1581:Augrabies: Upgrading of Water Purification Plant	Pre-implementation	R11 353 375,00	2023-24	R11 000 000,00
Tsantsabane	Ward Mountain View	MIG 1649: Tsantsabane: Mountain View Reservoir Connection to Boichoko	Design / Tender	R14 617 632,23	2022-24	R13 000 000,00

JOHN TAOLO GAETSEWE DM

Local Municipality	Project location	Project Name	Status	Total Project cost	Timeline	Budget 2023/2024
Ga-Segonyana	Ward Gantantelang	MIG 1644: Gantatelang (Donkerhoek section): Upgrading of Bulk Water Supply	pre-implementation	R29 448 088,84	2023-24	R29 000 000,00
Joe Morolong	Ward Perdmonkie	MIG 1617: Perdmonkie Village Water Supply (Molomo-Wa-Petsona)	construction	R5 647 057,14	2022-24	R1 500 000,00
Joe Morolong	Ward Ganghaai	MIG 1618: Ganghaai Water Supply	construction	R14 465 000,00	2022-24	R10 000 000,00

PIXLEY KA SEME DM

Local Municipality	Project location	Project Name	Status	Total Project cost	Timeline	Budget 2023/2024
Renosterberg	Ward Phillipstown	MIG 1656: Phillipstown Upgrading Water Supply & Distribution	Pre-implementation	R38 291 485,83	2023-26	R8 000 000,00
Ubuntu	Ward Victoria West	MIG 1602: Ubuntu: Victoria West: Upgrading of Groundwater Supply	Construction	R27 708 520,04	2021-24	R8 000 000,00

NAMAKWA DM

Local Municipality	Project location	Project Name	Status	Total Project cost	Timeline	Budget 2023/24
Kamiesberg	Ward Rooifontein	MIG 1243: Rooifontein Ground water desalination, bulk water and borehole development	Design/Tender	R12 412 465,69	2024-26	R500 000,00
Kamiesberg	Ward Kharkams	MIG 1625: Kamiesberg: Kharkams: Bulk Water Supply Development (Phase 1)	Construction	R30 808 343,97	2023-26	R6 000 000,00
Karoo Hoogland	Ward Williston	MIG 1265: Williston Upgrading Internal Water	Construction	R23 965 494,00	2021-24	R1 900 000,00
Khai-Ma	Ward Onseepkans	Onseepkans Bulk Storage & Reticulation	Pre-implementation	R8 293 581,00	2023-24	R7 300 000,00
Nama Khoi	Ward Komaggas	MIG 1413 Komaggas Upgrading of Bulk Water Supply	Construction	R24 785 205,74	2018-23	R300 000,00

MIG SANITATION PROJECTS

FRANCES BAARD DM

- A targeted break down of the **20%** of the budget committed to **Sanitation Projects**, across the province, including municipal location, current status of projects and envisaged completion timelines. **R100,807,392.85** is committed to **sanitation projects in the five districts.**

Local Municipality	Project location	Project Name	Status	Total Project cost	Timeline	Budget 2023/24
Phokwane	Ward Masakeng	MIG 1504: Phokwane: Masakeng: New Pumpstation and Related Bulk Sewer Outfall Lines	Design / Tender	R30,981,766,99	2022-25	R10 000 000,00

PIXLEY KA SEME DM

Local Municipality	Project location	Project Name	Status	Total Project cost	Timeline	Budget 2023/24
Kareeberg	Ward Vosburg	MIG 1547: Vosburg WWTW	Pre-implementation	R12 667 250,00	2023-25	R5 000 000,00
Thembelihle	Ward Hopetown	MIG 1519: Thembelihle: Hopetown Refurbishment and Upgrading of WWTW	Construction	R32 209 826,82	2020-24	R10 000 000,00

JOHN TAOLO GAETSEWE DM

Local Municipality	Project location	Project Name	Status	Total Project cost	Timeline	Budget 2023/24
Gamagara	Ward Dibeng	MIG 1510: Gamagara: Dibeng Sewer Network Phase 4 – 797 stands	Construction	R21,584,800,52	2021-24	R8 000 000,00
Gamagara	Ward Dibeng	Dibeng Sewer network, Phase 5 - 529 Stands	pre-implementation	R15 000 000,00	2024-25	R5 000 000,00
Joe Morolong	Ward Dithakong	Dithakong Phase 2 Rural Dry sanitation (763 Households)	pre-implementation	R27 371 274,07	2023-24	R27 371 274,07
Joe Morolong	Ward Kleineiffel	Kleineiffel Phase 2 Rural Dry sanitation (38 households)	pre-implementation	R1 579 801,05	2023-24	R1 579 801,05
Joe Morolong	Ward Eiffel	Eiffel Phase 2 Rural Dry sanitation (89 households)	pre-implementation	R3 670 032,75	2023-24	R3 670 032,75
Joe Morolong	Ward Rowell	Rowell Phase 2 Rural Dry sanitation (24 Households)	pre-implementation	R1 086 284,98	2023-24	R1 086 284,98

ZFM DM

Local Municipality	Project location	Project Name	Status	Total Project cost	Timeline	Budget 2023/24
!Kheis LM	Ward Wegdraai	MIG 1536: !Kheis: Wegdraai Construction of Sewer Reticulation, Pump Station and Rising Main to Treatment Plant	Construction	R26 754 225,09	2021-24	R11 800 000,00

NAMAKWA DM

Local Municipality	Project location	Project Name	Status	Total Project cost	Timeline	Budget 2023/24
Hantam	Ward Calvinia	MIG 1527: Calvinia: Construction of Sewer Network	Design/Tender	R13 464 128,33	2024-25	R500 000,00
Nama Khoi	Ward Rocky Ridge	MIG 1620: Nama Khoi: Okiep / Rocky Ridge: Sewer Reticulation	Design/Tender	R12 737 713,46	2023-24	R9 000 000,00
Richtersveld	Ward Port Nolloth	MIG 1560: Port Nolloth Waste Water Treatment Works (Phase 2)	Construction	R19 169 304,80	2021-24	R7 800 000,00

WATER AND SANITATION (DWS)

WATER AND SANITATION PROJECTS

INTERVENTIONS TO ADDRESS CHALLENGES


WATER AND SANITATION

A detailed report on the current status of sustained/intermittent provision of reliable and quality water and sanitation, across the province, districts and local municipalities, including interventions to address such challenges.

CURRENT STATUS OF WATER AND SANITATION

- National Water and Sanitation Master Plan (2018) – “water and sanitation services are in a poor state and deteriorating”.
- **Access to Water (NC):** 97% (94,2% CS 2016) of households used improved water sources, with -
 - ✓ 43% being properly served across all dimensions
 - ✓ 27% served but needed some improvement,
 - ✓ 26% served but face significant challenges.
 - ✓ The current water balance indicates non-revenue water NRW of 55.4% and water losses of 54.0%.
 - ✓ 5 out of 26 WSAs improved on their 2013 Green Drop scores
 - ✓ 19 of 26 WSAs relapsed to lower Green Drop scores compared to 2013 baselines
 - ✓ 0 WSAs received GD certifications
- **Access to Sanitation (NC):** 79% of households used improved sanitation facility, and of these
 - ✓ 28% properly served across all dimensions
 - ✓ 91% of WWTWs are in a poor or critical condition, and 9% are in a good state
- The underlying causes include - weaknesses in governance, asset management, billing and revenue collection, operations management, maintenance, and lack of recruitment of people with the required qualifications and experience.
- The latest Green and Blue Drop reports indicate that the situation has deteriorated further since 2018

RBIG feasibility studies



Scoping and Inception Report stage



Feasibility study stage



IRS stage



IRS Approved

District municipality	Local Municipality	Project Name	Feasibility study / IRS funder	Proposed scope	Estimated project cost
ZF Mgcawu	Tsantsabane	Postmasburg WWTW and bulk sewer	Kolomela Mine	The project entails decommissioning all six (6) pump stations in the existing sewer network and the existing WWTW to accommodate/convey all flows under gravity to a new 13ML/day WWTW. New link sewer pipelines and several upgrades within the network will be required. In this option a new 13ML/day WWTW with a first phase of 2x5ML/day units will be constructed. A third 3ML/day unit is planned to be constructed "as and when" required. Environmental authorization will be required at the proposed new WWTW site. Beneficiaries 10144 HH's	R 373 280 961
ZF Mgcawu	Tsantsabane	Postmasburg bulk water supply	DWS	This option explores the use of the existing boreholes, new boreholes and supplemented supply from Sedibeng Water. This option would make use of the groundwater available in the SD2 wellfield within the municipality's area of jurisdiction but limits the strain on groundwater abstraction. In this option, the existing boreholes will continue to supply at a sustainable yield of 2.88ML/day, Sedibeng Water will supply of 5.9ML/day, and the balance of 10.82ML/day will be obtained from new boreholes. Beneficiaries 10144 HH's	R 366 814 267
ZF Mgcawu	Dawid Kruiper	Upgrading of Kameelmond (Upington) WWTW	Dawid Kruiper	This phase entails the upgrade and expansion of the head of the works, activated sludge reactor, secondary settling tanks, disinfection system, sludge management facility and decommissioning of bio-filter train. Beneficiaries 19886 HH's	R 222 064 715

RBIG feasibility studies



Scoping and Inception Report stage



Feasibility study stage



IRS stage



IRS Approved

District municipality	Local Municipality	Project Name	Feasibility study / IRS funder	Proposed scope	Estimated project cost
ZF Mgcaawu	Kai !Garib	Kakamas WWTW	DWS	<p>Construction of new 2.0 ML / day conventional oxidation pond with rising and gravity mains for Kakamas.</p> <p>Construction of a 0.8ML / day aerated facultative pond system for Alheit and Marchand</p> <p>Construction of a 0.5 ML / day aerated facultative pond system for Augrabies</p> <p>Construction of a 0.45 ML / day conventional oxidation pond system Lutzburg & Cillie</p> <p>Construction of 0.25 ML/day conventional oxidation pond system for Riemvasmaak</p>	R 143 033 876
ZF Mgcaawu	Kai !Garib	Kakamas BWS	DWS	<p>Option 1: Kakamas town only – R 135 411 655 (R 10,61)</p> <p>Option 2: Kakamas town + 5 villages – R 209 551 628 (R 7, 57)</p> <p>Option 3: Kakamas town + 5 villages + supply to commercial farmers – R 311 162 098 (R 7,55)</p>	R 311 162 098
Namakwa	Hantam	Calvinia bulk water supply	DWS	<p>Equipment of 10 boreholes and refurbishment of 6 existing boreholes</p> <p>Construction of 3.53km of 160mm diameter Rising Main between BH CAL_DV_1 and the Calvinia WTP with 4.15km of small diameter collector pipes. Construction of a new 31 km 200mm diameter uPVC Gravity Main pipeline. Construction of a new 33 km 160mm diameter uPVC Rising Main. Upgrade the existing WTW to treat fluoride. Beneficiaries 1972 HH's</p>	R 178 956 388
Namakwa	Richtersveld	Port Nolloth bulk water supply	DWS	<p>Construction a new 77 km pipeline from the Orange River, Upgrade existing WTW at Alexander Bay. Beneficiaries 3405 HH's</p>	R 117 960 238

RBIG feasibility studies

Scoping and Inception Report stage
 Feasibility study stage
 IRS stage

District municipality	Local Municipality	Project Name	Feasibility study / IRS funder	Proposed scope	Estimated project cost
Frances Baard	Sol Plaatje	Kimberley & Ritchie BWS	Sol Plaatje / DBSA	Short term: Emergency interventions (Phase 1 & 2) – R 177 595 946 Medium term: Kimberley & Ritchie WCDM (Zoning, metering and network, Kimberley bulk pipeline and storage upgrade, Ritchie WTW upgrade and bulk pipeline – R 1 582 413 278 Long term: Old (54 MI/day) WTW refurbishment & upgrade, New 110 MI/day refurbishment, waste water re-use – R 1 353 523 881	R 3 113 533 104
Frances Baard	Magareng	Warrent on WWTW	Frances Baard DM	Construction of a new waste water treatment works	R 70 000 000
John Taolo Gaetsewe	Gamagara	Kathu BWS (Sesheng)	Gamagara	Ø400mm x 6mm Steel above ground bulk supply line from softener plant to reservoir - including pump station, softener plant upgrade and power supply, Ø400mm and Ø200mm uPVC/ Class 9 on-site bulk supply lines to concrete reservoir at ground level, 9ML Concrete reservoir at ground level, Ø600mm Mild Steel supply line from concrete reservoir at ground level to pump station, New pump station (all inclusive) to supply concrete tower, New chlorination system, Bulk electrical supply to pump station, Telemetry system, Standby generator, Ø450mm Mild Steel rising main from new pump station to 1.8ML elevated concrete tower, 1.8ML Elevated concrete tower, Ø500mm Ductile Iron/ Class C30 on-site supply line from elevated concrete tower to reservoir site boundary, Miscellaneous Item (Fencing, access gates, roads, etc)	R 94 938 000

RBIG feasibility studies

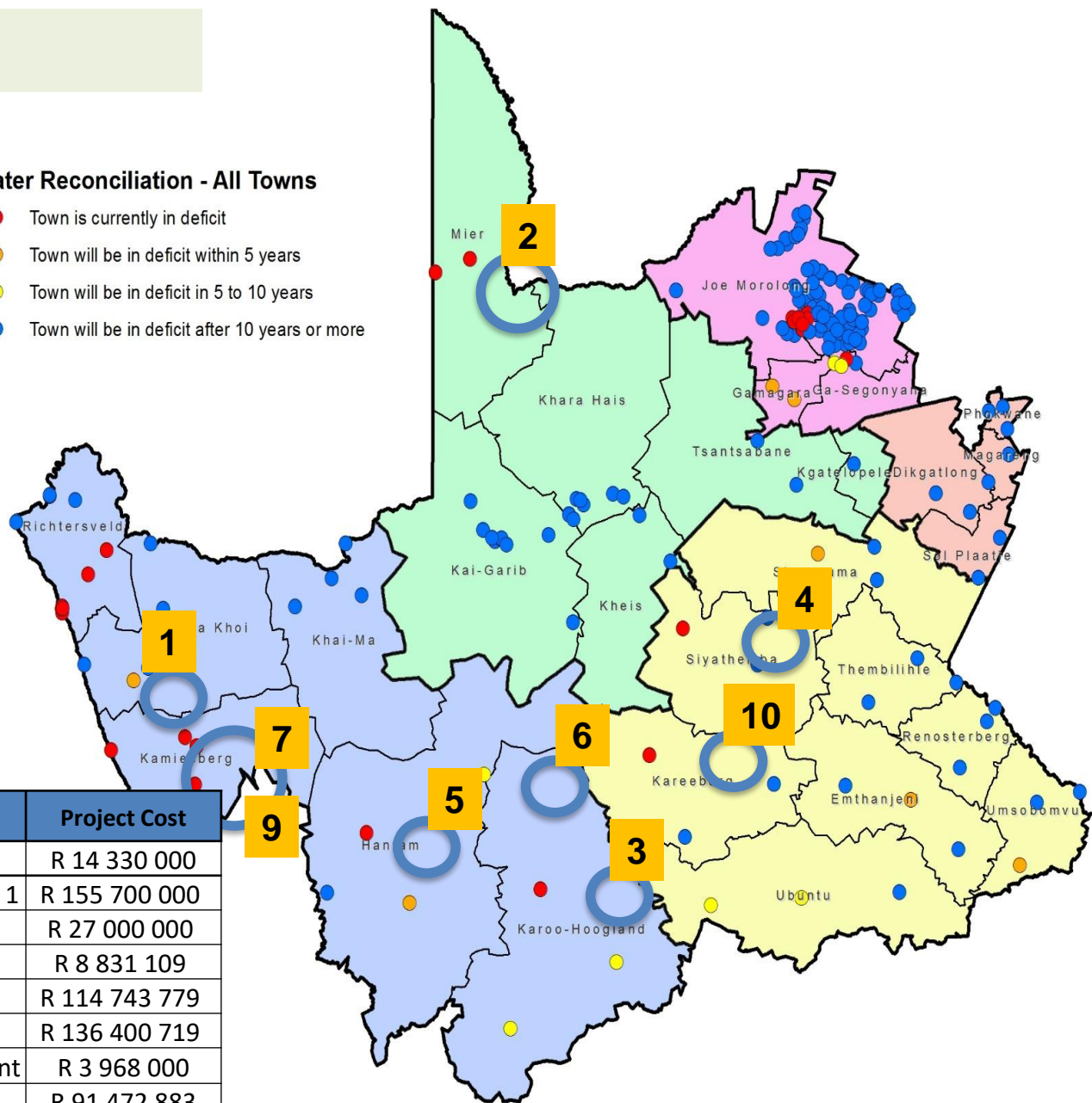
Scoping and Inception Report stage
 Feasibility study stage
 IRS stage

District municipality	Local Municipality	Project Name	Feasibility study / IRS funder	Proposed scope	Estimated project cost
John Taolo Gaetsewe	Ga-Segonyana	Kuruman regional WWTW	Assmang Mine	Phase 1: Construction of a 10MI WWTW, Upgrading of Bernard street PS, Construction of 1 st phase outfall sewer lines Phase 2: Construction of lifting PS, Outfall sewer lines Phase 3: Construction of a 5ML WWTW, Lifting PS, Outfall sewer Phase 4: Construction of a 5ML WWTW, lifting PS, outfall sewer lines	R 670 634 803
ZF Mgcau	Kgatelopele	Danielskuil WWTW	DWS	Upgrading and expansion of the existing WWTW	R 260 000 000

Completed projects

Water Reconciliation - All Towns

- Town is currently in deficit
- Town will be in deficit within 5 years
- Town will be in deficit in 5 to 10 years
- Town will be in deficit after 10 years or more

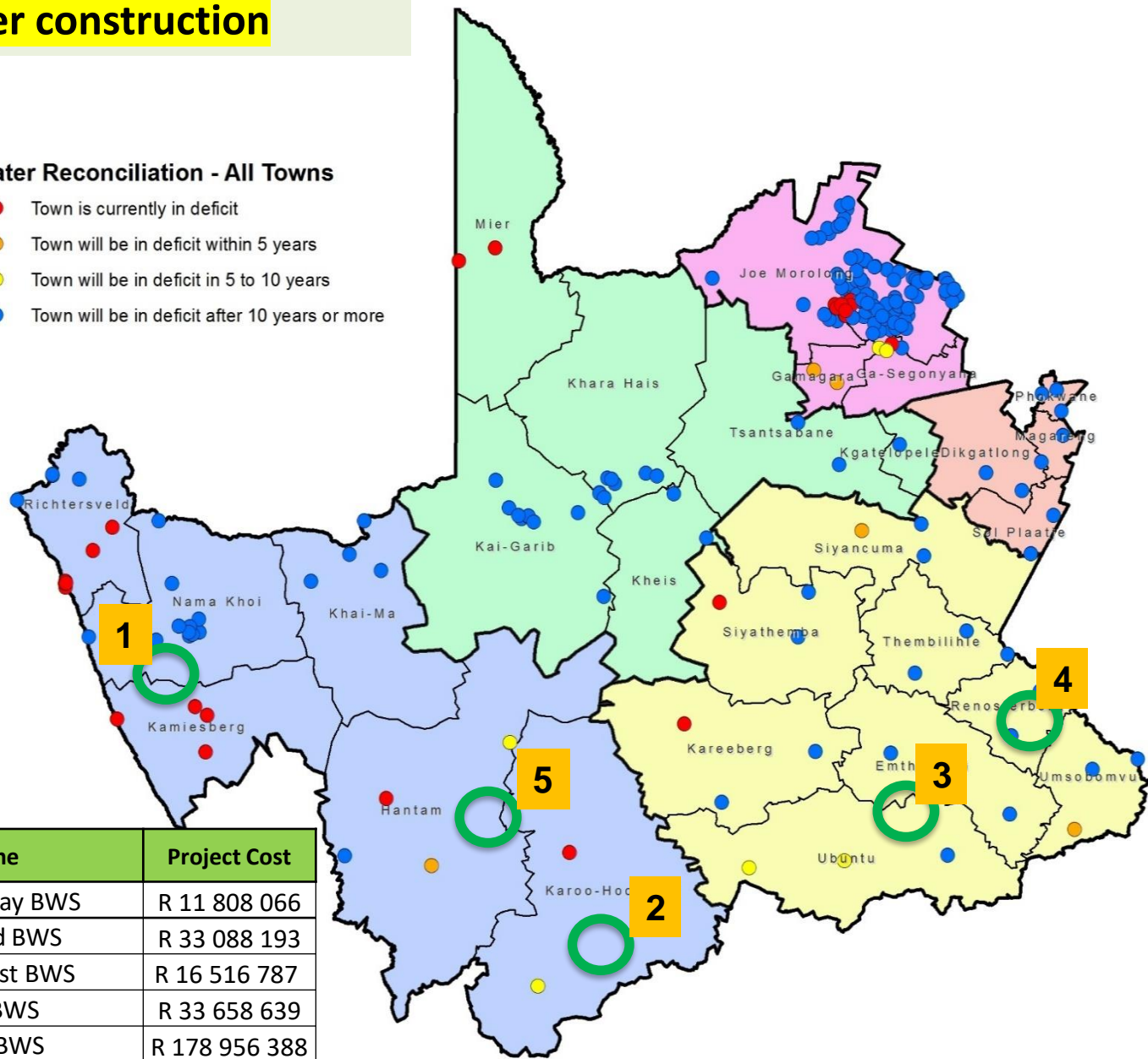


Nr	ProjNme	Project Cost
1	Buffelsrivier BWS	R 14 330 000
2	Kalahari East Pipeline phase 1	R 155 700 000
3	Williston BWS	R 27 000 000
4	Marydale BWS	R 8 831 109
5	Loeriesfontein BWS	R 114 743 779
6	Brandvlei BWS	R 136 400 719
7	Kamiesberg GW development	R 3 968 000
8	Noupoort BWS	R 91 472 883
9	Garies Desalination Plant	R 36 278 112
10	Van Wyksvlei BWS	R 99 676 142
TOTAL		R 565 600 744

Projects under construction

Water Reconciliation - All Towns

- Town is currently in deficit
- Town will be in deficit within 5 years
- Town will be in deficit in 5 to 10 years
- Town will be in deficit after 10 years or more



Nr	ProjNme	Project Cost
1	Hondeklip Bay BWS	R 11 808 066
2	Sutherland BWS	R 33 088 193
3	Victoria West BWS	R 16 516 787
4	De Aar BWS	R 33 658 639
5	Calvinia BWS	R 178 956 388
TOTAL		R 274 028 073

NEW/ONGOING WSIG PROJECTS

District Municipality	Local Municipality	Project Name	Grant	Allocation (FY23/24)	Status	Comments
Namakwa	Nama Khoi	Construction of Nababeep WWTW	WSIG	20 000	New	N/A
	Kamiesberg	Hondeklip Bay Water supply	WSIG	8 540	Ongoing	Kamiesberg LM 's allocation was converted from 5b to 6b due to non-compliance to the Dora and misuse of grant funding,Therefore Namakwa District will appointed by DWS as IA to implement this project
	Richtersveld	Alexander Bay pipeline	WSIG	9 900	New	N/A
		Borehole Solar conversion			New	
	Hantam	Construction of a Waterborne Sewage System for Calvinia	WSIG	10 000	Ongoing	N/A
	Karoo Hoogland	Fraserburg 165 Stands Sewer Project	WSIG	13 000	New	N/A

District Municipality	Local Municipality	Project Name	Grant	Allocation (FY23/24)	Status	Comments
Pixley ka Seme	Ubuntu	Richmond – upgrading of bulk services	WSIG	R 9 450	New	
	Siyathemba	Upgrading of Prieska water treatment works	WSIG	R 10 000	New	N/A
	Siyancuma	Douglas WTW emergency repairs / refurbishment	WSIG	R 13 975	Ongoing still at procurement stage	Due to irrequalar appointment of PSP by Siyancuma LM, DWS requested Siyancuma LM to review their procurement process
	Renosterberg	Phillipstown Conservancy tanks	WSIG	R 9 000	New	Renosterberg LM ‘s allocation was converted from 5b to 6b due to non-compliance to the Dora and misuse of grant funding,Therefore DWS is in the process of appointing Renosterberg LM as IA to implement this project
	Emthanjeni	De Aar BWS	WSIG	R 16 675	Ongoing	N/A
	Umsobomvu	Noupoort sewer	WSIG	R 15 405	Ongoing	N/A
	Thembelihle	Refurbishment of Strydenburg WWTW	WSIG	R 11 540	New	N/A

District Municipality	Local Municipality	Project Name	Grant	Allocation (FY23/24)	Status	Comments
ZFM	Dawid Kruiper	Refurbishment of Lambrechtsdrift, Leerkrans and Abraham Holbors September water treatment plants including the reseal of the joints of central reservoir.	WSIG	6 750	New	
	Kai!Garib	Refurbishment of Vredesvallei WWTW	WSIG	13 975	New	
		Plageni WWTW			New	
	Kgatelopele	Upgrading bulk sewer (replacement of conservancy tanks)	WSIG	12 975	Ongoing	
	!Kheis	Upgrading of Topline water supply	WSIG	9 450	New	
	Tsantsabane	Jenn Haven water supply	WSIG	7 975	New	

District Municipality	Local Municipality	Project Name	Grant	Allocation (FY23/24)	Status
John Taolo Gaetsewe	Joe Morolong	Bush Buck Water Supply	WSIG	R 52 700	Ongoing
	Joe Morolong	Esperanza/ Churchill Water Supply			Ongoing
	Joe Morolong	Madula Ranch Water Supply			New
		Dockson 1&2 Water Supply			New
	Joe Morolong	Heuningvlei Water Reticulation			New
	Joe Morolong	Refurb: Abbey, Dinokaneng, Lebonkeng & Rustfontein wyk 10			New
	Gasegonyana	Mapoteng (Diamond View) Water Supply	WSIG	R 42 250	New
	Gasegonyana	Mokala Mosesane water supply			Ongoing
	Gasegonyana	Magojaneng bulk water supply phase 3			Ongoing
	Gasegonyana	Bankhara bulk water supply			Ongoing
	Gamagara LM	Groundwater exploration in Olifantshoek: phase 2	WSIG	R 14 225	Ongoing
Gamagara LM					

District Municipality	Local Municipality	Project Name	Grant	Allocation (FY23/24)	Status	Comments
Frances Baard	Sol Plaatje	Construction of Cartersridge sewer pumpstation phase 2	WSIG	R 17 768	Ongoing	Sol Plaatje LM 's allocation was converted from 5b to 6b due to non-compliance to the Dora and misuse of grant funding, Therefore DWS is in the process of appointing Sol Plaatje LM as IA to implement this project
	Dikgatlong	Windsorton-Holpan BWS	WSIG	R 20 000	Ongoing at procurement stage	DWS-NC will be implementing Agent for this project due irrequalar expenditure incurred by Dikgatlong LM previously
	Phokwane	Emergency upgrades to the sewer pump station in Jan Kempdorp and bulk rising main	WSIG	R 30 668	New at procurement stage	N/A
	Magareng	Emergency Repairs works to the Warrenton WWTW and surrounding pump stations phase 2	WSIG	9 450	Ongoing	N/A

MIG ROADS PROJECTS

FRANCES BAARD DM

A targeted break down of the **12%** of the budget committed to Roads Projects & Stormwater, across the province, including their municipal location, current status of projects and envisaged completion timelines.

- **R60,500,000.00** is committed to roads and stormwater projects in the five districts.

Local Municipality	Project location	Project Name	Status	Total Project cost	Timeline	Budget 2023/24
Dikgatlong	Ward Delportshoop	MIG 1638: Dikgatlong: Delportshoop: Tidimalo and Rooikoppies: Upgrading of Stormwater Systems	Design/Tender	R10,500,000.00	2023-24	R4 600 000,00
	Ward Mataleng	MIG 1637: Mataleng & Rooirand: Upgrading of stormwater systems	Design/Tender	R10,465,500.00	2023-26	R2 000 000,00
Phokwane	Ward Hartswater Bonitapark	Hartswater: Bonitapark Upgrading of taxi routes (MIG 1632)	Design/Tender	R22,933,785,01	2023-25	R8 000 000,00

JOHN TAOLO GAETSEWE DM

Local Municipality	Project location	Project Name	Status	Total Project cost	Timeline	Budget 2023/24
Ga-Segonyana	Ward Maruping	MIG 1645: Maruping (Tsago Section): Upgrading of gravel internal road to paved	pre-implementation	R33 633 082,84	2023-25	R15 000 000,00

PIXLEY KA SEME DM

Local Municipality	Project location	Project Name	Status	Total Project cost	Timeline	Budget 2023/24
Umsobomvu	Ward Noupoot	MIG 1623: Umsobomvu: Noupoot: Upgrading Of Tyoksville Internal Streets to Block Paving	Design /Tender	R24 863 350,45	2023-26	R6 000 000,00

ZFM DM

Dawid Kruiper	Ward Paballelo	MIG 1633: Dawid Kruiper: Paballelo Paving of Internal Streets	Pre-implementation	R26 654 189,40	2023-26	R500 000,00
Dawid Kruiper	Ward Kalksloot	MIG 1636: Dawid Kruiper: Kalksloot Paving of Internal Streets	Pre-implementation	R22 018 678,55	2023-26	R6 500 000,00
Kai !Garib	Ward Kakamas	MIG 1583: Kai !Garib: Kakamas: Access & Collector Roads	Construction	R18 001 791,37	2022-25	R7 900 000,00

NAMAKWA DM

Hantam	Ward Calvinia	MIG 1585: Hantam: Calvinia Roads & Storm Water Phase 4	Construction in phases	R37 093 101,73	2020-24	R10 000 000,00
--------	---------------	--	------------------------	----------------	---------	----------------

ROADS PROJECTS - DRPW

A detailed report on the current status and condition of roads across the province, metros, districts and localities, including plans and interventions to address issues relating to poor road infrastructure in a targeted and sustained manner.

NC Roads network

- The total length of the provincial flexible (paved) road network is 2 923.16km and 23 701.77 km of the gravel roads which is **26 624.93km** of provincial road (paved and unpaved) network. The average visual condition Index is **72%**, which means that the flexible (paved) road network is in a fair condition, currently **0%** of the flexible (paved) road network is in a very poor condition.

16 provincial roads were relinquished to SANRAL on 02 November 2022. The Minister of Transport Proclaimed a declaration of the roads.

The transfer of the above road lengths affected the 16 provincial network as follows:

- Paved = $3759.62 - 836.46(\text{SANRAL}) = 2\,923.16$
- Unpaved = $23\,816.4 - 114.52(\text{SANRAL}) = 23\,701.77$

ROADS PROJECTS - DRPW

Despite lack of budget to service our provincial roads, the province is committed to increased access to affordable and reliable transport infrastructure and to ensure road safety remains our priority. The following projects will be implemented during 2023/24 financial year:

Upgrading of Projects

- Upgrading of MR974 between Laxey and Heuningvlei Phase 1
- Upgrading of MR569 between Fraserburg and Williston Phase 2
- Upgrading of MR567 between Sutherland and Middelpoort Phase 2
- DR 3538 Saamsokolo to Loopeng (Seal)

Rehabilitation projects

- The rehabilitation of a section of MR938 between Kathu and Hotazel (Mamathwane).
- The rehabilitation of MR804 between Modderivier and Free State border.

Reseal Projects

- Widening and reseal of MR913 between Windsorton to Barkley West
- Reseal of TR38/1 Phillipstown to De Aar
- Reseal of MR948 Churchhill to Bendel
- Reseal of MR809 Plooyburg-Douglas
- Reseal MR904 Homevale
- Reseal of MR947 Bathlaros to Maphiniki

Regravelling projects

- District offices will continue with spot-regravelling sections of different roads throughout the province
- Regravelling of a section of MR896 Griekwastad- Postmasburg
- Regravelling of MR803 Papkuil to Limeacres
- Regravelling of MR758 Pofadder to Onseepkans
- Regravelling of MR808 Douglas-Ritchie

Road Safety Projects

- Safety projects that will address Road signs, pothole eradication, road markings and vegetation control
- Continuation of flood damage repairs.

ROADS PROJECTS - DRPW

- Continuation Flood Damage Repairs

Provincial Road Infrastructure Needs

- The technical needs determined for the provincial road network totals **R7,1 billion** of projects identified throughout the Province.

Activity	Amount	Output
Paved Road Network		
Light rehabilitation	R721 million	126 km's
Heavy rehabilitation	R782 million	53 km's
Reseal maintenance	R 2 million	34 km's
Unpaved Road Network		
Regravelling	R3,753 million	6,999 km's
Upgrading	R1,940 million	210 km's

OTHER IMPORTANT MIG PRIORITIES

FRANCES BAARD DM

- A targeted break down of the **18%** of the budget committed to other important priorities such as community facilities and solid waste management facilities in the province, including their current-status and municipal location. **R89,683,025.14** is committed to cemeteries, community lighting, solid waste disposal site and sport facilities projects in five districts.

Local Municipality	Project location	Project Name	Status	Total Project cost	Timeline	Budget 2023/24
Magareng	Ward Ikhutseng	Upgrading of Ikhutseng Sporting facility - phase 2	Construction	R8 940 758,47	2022-24	R2 400 000,00

JOHN TAOLO GAETSEWE DM

Joe Morolong	Ward Dithakong	MIG 1663: Dithakong Sport Facility (Ring-fenced 2023/24)	pre-implementation	R11 000 000,00	2023-24	R11 000 000,00
--------------	----------------	--	--------------------	----------------	---------	----------------

PIXLEY KA SEME DM

Emthanjeni	Ward De Aar	MIG 1607: Emthanjeni: De Aar & Britstown: High Mast Lighting	Design/Tender	R24 477 349,12	2023-25	R12 000 000,00
Siyathemba	Ward Prieska	Prieska Sport Field ((Ring-fenced 2023/24)	pre-implementation	R8 000 000,00	2023-24	R8 000 000,00
Ubuntu	Ward Richmond	Richmond Upgrading of Sports Facilities (Ring-fenced 2023/24)	pre-implementation	R12 000 000,00	2023-24	R12 000 000,00
Umsobomvu	Ward Kuyasa	MIG 1622: Umsobomvu: Colesberg: Upgrading Of Kuyasa Sport Ground	Design/Tender	R11 389 448,79	2023-25	R6 000 000,00

NAMAKWA DM

Local Municipality	Project location	Project Name	Status	Total Project cost	Timeline	Budget 2023/24
Kamiesberg	Ward Kharkams	MIG 1475: Kamiesberg: Kharkams Upgrading of Sport Facilities Phase 2	Construction	R15 148 799,78	2021-23	R1 700 000,00
Karoo Hoogland	Ward Williston	MIG 1628: Karoo Hoogland: Williston- Upgrading of Sport Facility	Design /Tender	R9 047 725,60	2023-24	R8 000 000,00

ZFM DM

Local Municipality	Project location	Project Name	Status	Total Project cost	Timeline	Budget 2023/2024
Dawid Kruiper	Ward Kameelboom	MIG 1574: Dawid Kruiper: Kameelboom Development of Cemetery	Construction	R14 550 920,63	2022-24	R7 000 000,00
Dawid Kruiper	Ward Morning Glory	MIG 1575: Dawid Kruiper: Morning Glory Development of Cemetery	Pre-implementation	R5 583 025,14	2023-24	R5 583 025,14
Kai !Garib	Ward Marchand	MIG 1647:Marchand Sport Facilities (Ring-fenced 2023/24)	pre-implementation	R8 000 000,00	2023-24	R8 000 000,00
Kgatelopele	Ward Danielskuil	MIG 1518: Danielskuil Solid Waste Disposal Site Phase 2	Construction	R96 358 709,74	2020-25	R8 000 000,00

Assisting Ailing Municipalities with the Distribution of Electricity

Highlight priority plans in place through partnership with Eskom, SALGA and MISA to expedite the implementation of course corrective measures to assist ailing municipalities with electricity distribution and revenue enhancement.

- The department has partnered with Development Bank of Southern Africa in various programmes that includes Revenue Enhancement to assist municipalities with mechanisms that will improve their infrastructure and revenue collection. The programmes implementation is fairly new and tangible outputs will be reported progressively.

REMEDIAL ACTION AND SUPPORT PROVIDED TO DYSFUNCTIONAL MUNICIPALITIES

- **Provide a detailed report on remedial and course correction steps being undertaken by the department to address challenges at dysfunctional municipalities.**

Status quo against SOLG as of June 2021

REMEDIAL ACTION AND SUPPORT PROVIDED

- New municipal council elected in November 2020 following a dissolution of council by Provincial Executive Council.
- The municipality is under section 139 (5) interventions

- Provincial EXCO has kept the municipality under section 139 (5) intervention to ensure compliance with FRP

- Municipality was under 139 until 31 Mar 2021.
- All senior management positions remain vacant. COGHSTA seconded MM and DCS.
- The new Council is meeting as regulated
- Committees of council is meeting

- Monitoring & support done to improve the compliance levels in the municipality
- Council meetings sits regularly and council committees were established and inducted.
- Council workshopped on council policies and policies were reviewed.
- Internal audit committee is resuscitated to assist with audit functions.
- National Treasury, CoGTA, Provincial Treasury and CoGHSTA supporting municipality as part of mandatory intervention (S139(5) of Constitution)

- All Senior Management positions remain vacant except Corporate Services
- The withdrawal of the administrative team has affected momentum of the recovery plan
- Bloated structures
- Poor performance management and lack of consequence management
- Non-compliance: legislation, regulations and policies

- PT availed an official who was seconded as AMM until MM is appointed.
- The MM was appointed on 03 May 2023 to commence duty on 08 May 2023.
- CoGHSTA assessing compliance issues on appointment.
- The appointments of these senior managers to be finalised after MMs appointment.
- CoGTA has appointed a service provider who will be pilot and validate prototype staff establishment (structure) according to powers and functions.

- LED Strategy in-place

- DeDaT assisted with development of LED Strategy
- SALGA supported with the following:
 - coordinated local government tourism peer learning network for LED practitioners & councillors
 - facilitated portfolio-based training for LED & Tourism Committees
 - Rolled out the Guidelines on Municipal Investment Promotion, Attraction and Facilitation for the develop & implementable trade and investment strategies

MUNICIPALITY: PHOKWANE LM

Status quo against SOLG as of June 2021

- Classified by NT as Financially Distressed mainly due to low revenue base and poor revenue collection.
- A discretionary Financial Recovery Plan is being implemented
- Budget: Unfunded
- Audit outcomes were Qualified in 2015/16 & 2016/17; for 2017/18 a Disclaimer and 2018/19 onwards, audit outstanding
- Eskom debt = R 160m (As of Apr 21) - (11.6m current & balance >90days)

- Operations & maintenance challenges due to financial situation eg Dilapidated and ageing infrastructure, sewage spillages in Jan Kempdorp & Pampierstad & No technical capacity
- The community has access to water in all formalized areas except for informal settlements.
- Illegal connections for water and sanitation resulting in non-technical losses.
- Grants: unspent by year end.
- Water & Sanitation backlogs in informal settlement.
- 10 Informal Settlements
- 57% Water Losses
- MIG - R26.1m initial allocation & reduced by R320k (R25.7m revised allocation) – R8.6m spent (34% Exp As of May 21)

REMEDIAL ACTION AND SUPPORT PROVIDED

- The implementation of the Financial Recovery Plan was delayed by the political instability following the 2021 LGE.
- There is traction in terms of the deliverables of the FRP as the then acting MM pursued the implementation.
- **PT supported the LM with the following:**
- deployed an MFIP Advisor to support the municipality
- provided training to MPAC on the process to be followed to address UIF&W
- assisted to customise and adopt UIF&W reduction strategy in line with MFMA Circular 111
- CoGTA appointed service provider (Eton Group) to support municipalities on Disclaimer to develop Electronic Records Management

- MISA and MIG Teams monitoring the infrastructure compliance.
- CoGHSTA supported the municipality to ensure it is fully committed for the MIG MTEF and is planning ahead with projects for the outer-years.
- CoGHSTA funding development of SDF as part of support
- Allocation for 2022/23 is R 21 763 000,00 of which R 10 224 218,57 (46%) has been spent at end April 2023
- LM is currently progressing well with implementation of Pampierstad Water Reticulation.
- A PSP was appointed, and a business plan developed to refurbish the sewer pump station in Masakeng and address sewage spillages challenges in Jan Kempdorp & Pampierstad.
- DWS funded (R25 294 394) upgrade of waste water pump-station and bulk outfall lines in Pampierstad

Current Projects - National & Provincial support

- Pampierstad refurbishment of water - R19 million
- Installation of High Mast Lighting for Pampierstad and Ganspan - R2mil
- **Engagement with LM on the incomplete Reseal of 2.1 km in Mangope Avenue in Pampierstad – R2.2. million**
- Re-graveling of 1.2 km internal streets next to Kolong river in Pampierstad – R950 thousand

MUNICIPALITY: SOL PLAATJE LM	
Status quo against SOLG as of June 2021	REMEDIAL ACTION AND SUPPORT PROVIDED
<ul style="list-style-type: none"> Political tensions between municipality and community. Highly politicized unions leading to tense labour relations environment in the municipality. 	<ul style="list-style-type: none"> Council, Executive Committee and all committees established post LGE and remain stable. The structures have convened meetings in line with the approved schedule and considered all compliance matters that require approval. CoGHSTA intervention ensured that management and union relationship is improved as consensus is reached in most labour issues
<p>Municipal manager and CFO are on precautionary SUSPENSION since July 2018 following a section 106 investigation by MEC</p> <ul style="list-style-type: none"> Council meeting as regulated Committees of council is meeting Poor oversight by council on administration Poor and weak decision-making by council No consequence management on maladministration & poor performance 	<ul style="list-style-type: none"> MM appointed in 2022. Council is exercising oversight in accordance with expectation. The municipality has adopted a consequence management policy. The performance evaluation remains a challenge and CoGHSTA is assisting the LM.
<ul style="list-style-type: none"> Persistent procurement challenges which delay grant expenditure and project implementation resulting in loss of grant funding. No proper administrative processes and procedures in place. Critical Technical skills positions remain vacant. Poor performance management and lack of consequence management Non-compliance: legislation, regulations and policies 	<ul style="list-style-type: none"> The municipality has policies and procedures in place. The MEC has approved the acting appointments of the CFO and in discussion with LM on the Executive Director: Infrastructure and Services.
<ul style="list-style-type: none"> Classified by NT as Financially Distressed mainly due to poor revenue collection Lack of financial controls. A discretionary Financial Recovery Plan is being implemented Budget: unfunded Escalating Irregular expenditure (R15.9 million in 2017/18 to in R53.0 in 2018/19. Audit outcomes was an Unqualified in 2015/16 & 2016/17; followed by declined to Qualified in 2017/18 Eskom debt = R 137m (As of Apr 21) - (1.1m current & balance >90days) Water Board debt = R 0k (As of Apr 21) – Extract water Vaal river and Riet river 	<ul style="list-style-type: none"> PT assisted the LM with unfunded Budget. The budget is now funded but unsustainable. The municipality is working on the FRP to improve revenue collection The municipality has been advised to initiate a voluntary financial recovery plan with NT to improve the financial situation CoGHSTA & PT teams supporting LM through Debt Management Co for payment / arrangements of Eskom and water board debts Submitted 2021/22 AFS on 31 August 2022 Audit outcome has remained “Qualified” from 2019/20 FY until 2021/22 FY

MUNICIPALITY: SOL PLAATJE LM

Status quo against SOLG as of June 2021	REMEDIAL ACTION AND SUPPORT PROVIDED
<ul style="list-style-type: none"> • Operations & maintenance challenges due financial situation eg Dilapidated and aging infrastructure.Spillages posing a health risk • The community has access to water in all formalized areas except for informal settlements. However, the availability of water is affected by ageing infrastructure. • Dysfunctional Infrastructure e.g. Homevale waste water treatment works not operational since 2019, causing raw sewage spillage into Kamfers dam and nearby railway line. • Illegal connections for water and sanitation resulting in non-technical losses. • Grants: unspent by year end. • Water & Sanitation backlogs in informal settlement. 	<ul style="list-style-type: none"> • Municipality receiving IUDG as part of the Secondary Cities • CoGTA monitoring & supporting LM on expenditure of IUDG. • MISA formulated a project to promote efficiency in waste solid waste MISA assisting the municipality with methods to improve reliability of the electrical network, to make future planning of maintenance easier. • DWS funding construction of Caters Ridge sewer outfall line and pump-station to address the non-functioning sewer pump-station – Cost R57 482 587 & municipality to co-fund R7 482 587 • Provincial DRPW supporting municipality with paving of Phajane Street (R5 million)– to create 50 work opportunities through EPWP
<ul style="list-style-type: none"> • Operations & maintenance challenges due financial situation eg Dilapidated and aging infrastructure.Spillages posing a health risk • The community has access to water in all formalized areas except for informal settlements. However, the availability of water is affected by ageing infrastructure. • Dysfunctional Infrastructure e.g. Homevale waste water treatment works not operational since 2019, causing raw sewage spillage into Kamfers dam and nearby railway line. • Illegal connections for water and sanitation resulting in non-technical losses. • Grants: unspent by year end. • Water & Sanitation backlogs in informal settlement. • Poor roads maintenance in Kimberley • Vandalism of infrastructure eg all electrical cables & pumps stolen at Homevale treatment works • 29 Informal Settlements • 62% Water Losses & 20% Electricity Losses 	<ul style="list-style-type: none"> • DRPW paving of Karee Street (R3 million) – to create 30 work opportunities through EPWP • DRPW paving of access road to Padkamp from Schmisdrift Road (R3 million) – to create 30 work opportunities through EPWP • SALGA supporting on Small Scale Embedded Generation (SSEG) & with the challenge of waste management & Identification of best practices and collaboration. • SALGA supporting on Non-Revenue Water • CoGHSTA funded R2 million towards addressing water dam along the R31 provincial road • DWS - Allocated funding under RBIG to address aged water infrastructure <ul style="list-style-type: none"> ○ 2023/24 FY – R86 million ○ 2024/25 FY – R492 million ○ 2025/26 FY – R574 million
<ul style="list-style-type: none"> • LED strategy is in place 	<ul style="list-style-type: none"> • LED Strategy in-place • SALGA supported with: • coordinated local government tourism peer learning network for LED practitioners and councillors • facilitated portfolio-based training for LED & Tourism Committees • rolled out the Guidelines on Municipal Investment Promotion, Attraction and

Status quo against SOLG as of June 2021	REMEDIAL ACTION AND SUPPORT PROVIDED
<ul style="list-style-type: none"> • Tensions between municipality and the community and protests since 2019/20 over water shortages • Divisions in caucuses 	<ul style="list-style-type: none"> • The municipality has a hung council and led by a coalition. It remains stable thus far. • CoGHSTA / PT & SALGA supported Councillors induction & orientation.
<ul style="list-style-type: none"> • Council meeting as regulated • Committees of council are meeting regularly • Council taking wrongful decisions • Weak oversight by council on administration • No consequence management on corruption, maladministration, nepotism & poor performance 	<ul style="list-style-type: none"> • Council playing oversight on council committees • IDP Steering Committee sitting as per schedule • Financial Disciplinary Board established • Audit Committee and Internal Audit supported by PT • Municipality participated in Council of Speakers, arranged by SALGA, SALGA provides ongoing governance hands on support • National Treasury, CoGTA, Provincial Treasury and CoGHSTA supporting municipality as part of discretionary intervention
<ul style="list-style-type: none"> • All Senior Manager posts are filled except Community services • Litigation against municipality due to failure to service Eskom debt. • No admin processes and procedures. • Poor performance management and lack of consequence management • Non-compliance: legislation, regulations and policies 	<ul style="list-style-type: none"> • Municipal Manager appointed 1 May 2023 • All Senior management posts are filled except Director Community Services.. • CoGHSTA assisting with recruitment and appointment process of senior managers
<ul style="list-style-type: none"> • Classified by NT as Financially Distressed mainly due to low revenue base and poor revenue collection and vast distances. Despite having active mines in the area. • Budget: unfunded • Audit outcomes was Unqualified in 2015/16; Qualified for 2016/17; Disclaimer 2017/18 and Qualified 2018/19 	<ul style="list-style-type: none"> • Property base of the municipality is on the rise and therefore rates revenue has increased, • PT assisting the LM with strategies to reduce - Distribution losses to increase revenue collection.

Status quo against SOLG as of June 2021

REMEDIAL ACTION AND SUPPORT PROVIDED

- Eskom debt = R 299m (As of Apr 21) – (22m current & balance >90days)
- Water Board debt = R 746k (As of Apr 21) - Current

- PT support – LM increased its revenue by R15m from collection of historical debt from the mines
- PT undertaking Revenue enhancement project
- PT training on SCM reforms and development of re-payment plans for bulk creditors
- Submitted 2021/22 AFS on 31 August 2022
- **Audit outcomes for 2021/22 FY improved to Unqualified with findings**

- Operations & maintenance challenges eg Dilapidated and aging infrastructure.
- The community has access to water in all formalized areas except for informal settlements.
- Illegal connections for water and sanitation resulting in non-technical losses.
- Grants: unspent by year end.
- Water & Sanitation backlogs in informal settlements.
- Poor roads maintenance in Kathu & unsurfaced community roads.
- 14 Informal Settlements
- 47% Water Losses
- 20% Electricity Losses

- MIG supported LM to be fully committed for the MIG MTEF and will continue with the Dibeng Sewer Reticulation Project : Phase 4.
- LM’s allocation for 2022 is R12,9m and R6m was transferred had been transferred.
- MIG is supporting the LM on the MIG grant expenditure to improve it.
- A project has been proposed for MIG project implementation under schedule 6B, to refurbish the Kathu wastewater treatment works.
- MISA provided technical and project management advice during planning implementation of projects
- DWS funded Olifantshoek Groundwater development phase 2B (R6 679 379)
- DWS supporting LM on finalising Feasibility study on the Kathu bulk water supply phase 1 to increase security system on water losses due. **DWS already allocated RBIG for 2023/24 FY**
- SALGA supporting on Small Scale Embedded Generation (SSEG)

MUNICIPALITY: JOE MOROLONG LM

Status quo against SOLG as of June 2021	REMEDIAL ACTION AND SUPPORT PROVIDED
<ul style="list-style-type: none"> • Municipality is stable 	<ul style="list-style-type: none"> • The political environment has improved in the municipality following the 2021 LGE. • There is better cohesion within Council and its committees. • Councillors have undergone induction and orientation.
<ul style="list-style-type: none"> • Council is meeting as regulated • Poor oversight by council on administration • No consequence management 	<ul style="list-style-type: none"> • Council Committees and Ward Committees established. • PT assisted LM to ensure audit action plan becomes a standing item for SMT meetings • Progress on the post Audit action plan to be reported to Council quarterly to ensure accountability • SALGA supporting Council on governance matters
<ul style="list-style-type: none"> • All Senior Manager posts are filled. • Lack of efficient administrative processes and procedures. • Non-compliance with legislation, regulations and policies 	<ul style="list-style-type: none"> • MM & Director: Development & Planning post have been advertised – CoGHSTA supporting LM with recruitment & appointment process. • CoGTA has appointed a service provider who will be pilot and validate prototype staff establishment according to powers and functions – municipality to be part of process
<ul style="list-style-type: none"> • Classified by NT as Financially Distressed mainly due to low revenue base and poor revenue collection and vast distances. • Budget: Unfunded • Disclaimer audit opinions from 2015/16 to 2018/19. The support provided by Provincial Treasury did not change the situation 	<ul style="list-style-type: none"> • Joe Morolong had disclaimer opinion since 2016/17 – PT supporting LM and deployed a financial specialist to assist with the turnaround plan • Submitted 2021/22 AFS on 31 August 2022 • Achieved a Disclaimer of Opinion for 2021/22 Financial Year • PT supported LM with the following: • Implement extensive data cleansing and assess write off for irrecoverable historical debt • Resolve historical disputes to resuscitate payments • Perform reconciliations to correct historical errors due to overcharge • Implementation of the write off of bad debt • Institute legal steps to recover debt from government departments • Ensure annual and interim supplementary valuations are implemented • addressing material irregularities from AG

Status quo against SOLG as of June 2021	REMEDIAL ACTION AND SUPPORT PROVIDED
<ul style="list-style-type: none"> Classified by NT as Financially Distressed mainly due to low revenue base and poor revenue collection and vast distances. Budget: Unfunded Disclaimer audit opinions from 2015/16 to 2018/19. The support provided by Provincial Treasury did not change the situation 	<ul style="list-style-type: none"> PT provided support, guidance and assistance on: Development of audit action plan to address audit findings Financial Management and SCM reforms SALGA: Coordinate a Revenue Management Capacity Building Programme & Coordinate an Asset Management training Programme in partnership with the Centre for Municipal Asset Management (CMAM) CoGTA appointed service provider (Eton Group) to support municipalities on Disclaimer to develop Electronic Records Management – Municipality part of process
<ul style="list-style-type: none"> The municipality is recovering from recent drought. Operations & maintenance challenges eg Servicing under-serviced rural communities with infrastructure, shortage of resources to expand services The community has access to water in all formalized areas except for informal settlement. Immigration into the municipal area places strain on existing infrastructure Grants: spent by year end. Water & Sanitation backlogs in informal settlement. Poor roads maintenance, majority on gravel roads 1 Informal Settlements 61% Water Losses Electricity losses not reported in AFS 	<ul style="list-style-type: none"> CoGHSTA supported LM to be fully committed for the MIG MTEF and is planning ahead with projects for the outer-years. The municipality spent all its 2021/22 FY MIG allocation of R63.4m and was allocated an additional R22m. DWS supporting LM on Water & Sanitation backlogs in informal settlement & are being addressed with recent implemented MIG funded projects, e.g., the construction of VIP toilets. During the re-allocation process the municipality received an additional R 22 million to construct additional VIP toilets. Through MIG support – by end of financial year, the municipality spent R83,288 mil (98%) of MIG The municipality’s allocation for MIG in 2022/23 is R68,4 mil & R58 million has been transferred. To date, LM spent R35,096 million (61%) of the transferred funds. The funds is distributed on roads, sanitation and water projects. MISA provided technical and project management advice during planning implementation of projects The municipality is a good performer in both capital projects and operations and maintenance.

Status quo against SOLG as of June 2021	REMEDIAL ACTION AND SUPPORT PROVIDED
<ul style="list-style-type: none"> • The municipality is recovering from recent drought. • Operations & maintenance challenges eg Servicing under-serviced rural communities with infrastructure, shortage of resources to expand services • The community has access to water in all formalized areas except for informal settlement. • Immigration into the municipal area places strain on existing infrastructure • Grants: spent by year end. • Water & Sanitation backlogs in informal settlement. • Poor roads maintenance, majority on gravel roads • 1 Informal Settlements • 61% Water Losses • Electricity losses not reported in AFS 	<ul style="list-style-type: none"> • The municipality is well capacitated with regard to human resources in the technical department. The municipality has functional and capacitated PMU. • SALGA: Support on Water and Sanitation Tech and Innovation Solutions • DWS completed the Vaal Gamagara BWS Pipeline Phase 1 to fast track the Bulk Gamagara Pipeline to address water supply in municipality • DWS completed the Source development to reduce water backlogs in Cassel, Mamebe, Manyeding, Wyk 4 and Ntswelengwe • DWS committed to fund Bojalapotsane water supply, Bush Buck water supply, Heiso water supply phase 2, Esperanza/Churchill water supply, Madula Ranch water supply (R32 893 185) – (To reduce the water backlogs in formalized villages)
<ul style="list-style-type: none"> • The LED Strategy is in place 	<ul style="list-style-type: none"> • The LED strategy is in place. The DEDAT supporting municipalities to review and strengthen the s LED strategies and recovery plans in line with the DDM. • The municipality is supported to develop a plan for effective implementation and monitoring of the SLP as a contributor to local development

Status quo against SOLG as of June 2021	REMEDIAL ACTION AND SUPPORT PROVIDED
<p>The municipality was placed under section 139(1)(c) & (5) intervention in August 2020, council was dissolved due to failure to exercise executive responsibilities. A new council was sworn in Feb 2021.</p>	<ul style="list-style-type: none"> • Council structures are stable and have undergone induction and orientation. • Under Financial Recovery Plan post the August 2020 intervention • The Municipal Council is functional and the Section 79A and 80 committees were established.
<p>The municipality was placed under section 139(1)(c) & (5) intervention in August 2020, due to governance failures. New council elected and sworn in during Feb 2021.</p> <ul style="list-style-type: none"> • Council meets regularly • Committees of council have been established • consequence management is now prioritized by the new council 	<ul style="list-style-type: none"> • Under Financial Recovery Plan post the August 2020 intervention. • The Municipal Council is functional and the Section 79A and 80 committees were established and are functional. • SALGA: Oversight and accountability and identification of the pilots for the GGMI implementation • SALGA: Ongoing governance hands-on support as per request • SALGA: Local Government Ethical Leadership Initiative.
<ul style="list-style-type: none"> • All Senior Management Positions remain vacant. • Administrator contract expired on 31 Mar 21. COGHSTA seconded MM, TD, CD. • Non-compliance: legislation, regulations and policies <p>Persistent procurement challenges which delay grant expenditure and project implementation resulting in loss of grant funding.</p>	<ul style="list-style-type: none"> • CoGHSTA deployed an acting MM, D Corp Serv, and Dir Tech Serv. • Provincial Treasury supporting with an acting CFO. • CoGTA has appointed a service provider who will be pilot and validate prototype staff establishment according to powers and functions – municipality to be part of process

Status quo against SOLG as of June 2021	REMEDIAL ACTION AND SUPPORT PROVIDED
<p>Classified by NT as Financially Distressed mainly due to low revenue base and poor revenue collection.</p> <p>A discretionary Financial Recovery Plan is being implemented</p> <p>Budget: Unfunded</p> <p>Audit outcomes was a Qualified in 2015/16 & 2016/17; for 2017/18 a Disclaimer and 2018/19 onwards, audit outstanding</p> <p>Eskom debt = R 96m (As of Apr 21) - (1.1m current & balance >90days)</p>	<ul style="list-style-type: none"> • PT supported municipality in Financial Management matters • PT assisted with technical advisor through the MFIP Programme • PT: Revised the current Financial Recovery Plan to be more realistic • PT: Assist with the establishing the structures (DB, MPAC, etc) that will assist in clearing previous inheritance challenges • SALGA: Assisting on measures to improve debt collection, financial systems, including billing challenges, updating the general valuation roll, payment of critical creditors. • SALGA: Continue support under the framework of the revised Financial Recovery Plan process • CoGHSTA: Funding the compilation of the new General Valuation Roll, process of appointment of Service Provider being finalised as part of MSIP • CoGTA appointed service provider (Eton Group) to support municipalities on Disclaimer to develop Electronic Records Management – Municipality part of process • Submitted 2021/22 AFS on 31 August 2022 • Audit outcome for 2021/22 FY was a Disclaimer of Opinion
<p>Operations & maintenance challenges e.g. Sewage leakage from the waste treatment works into the Vanderkloof dam, electrical interruptions and Aging infrastructure.</p> <p>No technical capacity</p> <p>The community has access to water in all formalized areas except for informal settlements.</p> <p>Illegal connections for water and sanitation resulting in non-technical losses.</p>	<ul style="list-style-type: none"> • DWS secured funding to address the sewage leakage from the Wastewater treatment works into the Vanderkloof dam. • MISA and NC COGHSTA PMU assessed all sewer pump-stations in Vanderkloof. • The project brief, cash flow and implementation plan for the refurbishment of sewer pump-stations in Vanderkloof was developed. • CoGHSTA will purchased sewer pump as part of the MSIP. • Province funding compilation of SDF for municipality as part of support

Status quo against SOLG as of June 2021

Operations & maintenance challenges e.g. Sewage leakage from the waste treatment works into the Vanderkloof dam, electrical interruptions and Aging infrastructure.

No technical capacity

The community has access to water in all formalized areas except for informal settlements.

Illegal connections for water and sanitation resulting in non-technical losses.

Grants: unspent by year end.

Water & Sanitation backlogs in informal settlement.

- 2 Informal Settlements
- 80% Water Losses
- 69% Electricity Losses
- MIG - R18.9m initial allocation & reduced by R2.8m (R15.8m revised allocation) – R8.2m spent (52% Exp As of May 21)

REMEDIAL ACTION AND SUPPORT PROVIDED

- MISA is providing following assistance / support:
- the development of business plan for the electricity network refurbishment of LV and MV network in Vanderkloof and Keurtjieskloof. Assisting in application of funding including attending meetings with DoE and the municipality.
- the Electrification of houses to reduce the backlogs on service connections on houses.
- MISA assessed the water, sanitation and electrical infrastructure
- 2022/23 FY allocation is R7,862 million and R5,5 million has been transferred. The LM spent R4,195 million (76%) as at 31 December 2022.
- The bulk water line is currently implemented. LM was assisted with budget maintenance on the project.
- DRPW: Bladed some streets in Phillipstown and Petrusville
- DWS: Funded upgrading and refurbishment of various infrastructure in Vanderkloof and Phillipstown (R5 963 711)

- No LED Strategy in-place

- The municipality will be supported by DEDAT and the district to develop the LED strategy and an integrate it onto the District One Plan

Status quo against SOLG as of June 2021	REMEDIAL ACTION AND SUPPORT PROVIDED
<ul style="list-style-type: none"> Politically unstable 	<ul style="list-style-type: none"> The municipality has a hung council and led by a coalition following the 2021 LGE. It remains stable. Councillors have undergone induction and orientation.
<ul style="list-style-type: none"> The Municipality has governance challenges. The Municipal Manager position has been vacant since 2016 LGE Council taking wrongful decisions Poor oversight by council on administration Poor and weak decision-making by council No consequence management on corruption, maladministration, nepotism & poor performance 	<ul style="list-style-type: none"> All Section 79 Committees are established and functioning on monthly basis. Ward Committees established. Council meetings were held as scheduled SALGA supported through: <ul style="list-style-type: none"> Municipality participated in Council of Speakers, Provides ongoing governance hands on support as per request Local Government Ethical Leadership Initiative training. CoGHSTA support municipality on Governance matters
<ul style="list-style-type: none"> All Senior Management Positions filled except the MM. MM post vacant since 2016 LGE Inability to retain skilled staff. Persistent procurement challenges which delay grant expenditure and project implementation resulting in loss of grant funding. Non-compliance: legislation, regulations and policies 	<ul style="list-style-type: none"> MM commenced duty on 01 October 2022 The three other senior management positions are filled CoGHSTA is supporting with LG: Human resources matters
<ul style="list-style-type: none"> Classified by NT as Financially Distressed mainly due to low revenue base and poor revenue collection and vast distances. The use of grant funding for operational purposes. Budget: Unfunded Audit outcomes was a Qualified audit in 2015/16 & 2016/17; Unqualified from 2017/18 and 2018/19 Eskom debt = R 156m (As of Apr 21) - (7.9m current & balance >90days) 	<ul style="list-style-type: none"> The budget is unfunded The municipality has a revenue collection challenge. Regressed from an Unqualified Audit outcome in 2017/18 and 2018/19 to Qualified in 2019/20 until 2020/21 Eskom debt = R243,971 million (As at 30 April 23) - (R10,843 million Current & balance >90days). Municipality compiling a Financial Recovery Plan on its own. The municipality requested support on the areas of Valuation Dispute on agriculture, Revenue enhancement strategy to install meters to curb distribution losses, audit of meters They have embarked on a plan improve SCM procedure for timeous appointments.

MUNICIPALITY: SIYANCUMA LM

Status quo against SOLG as of June 2021	REMEDIAL ACTION AND SUPPORT PROVIDED
<ul style="list-style-type: none"> Classified by NT as Financially Distressed mainly due to low revenue base and poor revenue collection and vast distances. The use of grant funding for operational purposes. Budget: Unfunded Audit outcomes was a Qualified audit in 2015/16 & 2016/17; Unqualified from 2017/18 and 2018/19 Eskom debt = R 156m (As of Apr 21) - (7.9m current & balance >90days) 	<p>PT supported municipality with:</p> <ul style="list-style-type: none"> Financial Management matters. Preparation of the SDBIP, reflecting budget performance and budget allocations for the new financial year with targets per department Development of a tempered meter report and debt write-off recommendations Training sessions on UIF&W with MPAC members. / Maintenance of the UIF&W register and recovery. / Methodology for irregular expenditure. Capacitate MPAC on UIF&W / Capacitate on contract management Submitted 2021/22 AFS on 31 August 2022. / Qualified Audit outcomes for 2021/22 FY
<ul style="list-style-type: none"> Technical unit under-staffed Operations & maintenance challenges eg Dilapidated and aging infrastructure. In addition, a Dysfunctional Storm water Drainage systems due to inability to deal with stormwater and caused flooding. The community has access to water in all formalized areas except for informal settlements. Illegal connections for water and sanitation resulting in non-technical losses. Grants: unspent by year end. 	<ul style="list-style-type: none"> MIG support with - Review of 2022/23 FY draft implementation plans; comments MISA has assessed the water, sanitation and electrical infrastructure MISA assisting the municipality with the monitoring and implementation of electrical projects, and also agreed with the municipality to include the development operation and maintenance activities. The municipality spent R6,175 million (62%) at the end of financial year.
<ul style="list-style-type: none"> The community has access to water in all formalized areas except for informal settlements. Illegal connections for water and sanitation resulting in non-technical losses. Water & Sanitation backlogs in informal settlement. 7 Informal Settlements 15% Water Losses & 22% Electricity Losses MIG - R16.5m initial allocation & reduced by R4m (R12.3m revised allocation) – R0m spent (0% Exp As of May 21) 	<ul style="list-style-type: none"> DWS: Funding refurbishment/upgrading of Douglas WTW (R9 067 577) Province funding compilation of SDF of municipality as part of support
<ul style="list-style-type: none"> LED Strategy in-place 	<ul style="list-style-type: none"> The LED is in place

MUNICIPALITY: UBUNTU LM

Status quo against SOLG as of June 2021	REMEDIAL ACTION AND SUPPORT PROVIDED
<ul style="list-style-type: none">• The Municipality is politically unstable due to a long history of coalitions	<ul style="list-style-type: none">• The municipality now has a single party with majority leading the council. This has brought some stability in the municipality• Council structures are stable and have undergone induction and orientation.
<ul style="list-style-type: none">• Council is meeting as regulated• Committees of council are established• Council taking wrongful decisions• Poor oversight by council on administration	<ul style="list-style-type: none">• Council committees are in place and performing its oversight role.• Ward Committees established.• Council committees are establish; Finance Committees; Corporate and Community Committee• Infrastructure and Planning Committee and MPAC are in place• SALGA: Municipality participated in Council of Speakers workshop• SALGA & CoGHSTA provides ongoing governance hands on support• SALGA: Local Government Ethical Leadership Initiative.
<ul style="list-style-type: none">• All Senior Management Positions filled except the MM. The MM post has been vacant since 2016 LGE.• Poor performance management and lack of consequence management• Non-compliance: legislation, regulations and policies	<ul style="list-style-type: none">• Support was provided to the municipality in terms of MSIP• CoGHSTA seconded an acting MM. MM was appointed from 1 May 2023.• PT seconded the CFO since April 2022 but she resigned on 26 May 2023.• Two appointed senior managers – MM & Dir: Corporate Services.• SALGA support municipality as part of panel membership for appointment of senior managers
<ul style="list-style-type: none">• Classified by NT as Financially Distressed mainly due to low revenue base and poor revenue collection and vast distances.• The Implementation of the financial recovery plan is unsatisfactory – municipality is not financially viable.• No in-house capacity to draft financial statements• Budget: Unfunded• Audit outcomes was Qualified since 2016/17• Eskom debt = R 72.5m (As of Apr 21) - (1.6m current & balance >90days)	<ul style="list-style-type: none">• Ubuntu has sustained a Qualified audit opinion• Municipality is grant depended• The municipality does not owe any third party (pension fund, medical aids, etc). SARS is not owed• PT supported / assisted with:• assessment on the implementation of the FRP• updated the municipality's recovery plan to the new format and adoption by the new Council of the revised plan• development of re-payment plans to bulk creditors• Financial Management matters• AFS preparation in conjunction with the municipality's consultants• SALGA provides support on• the audit process and beyond with specific reference to improving accounting records and staff discipline• Records Management Assessment and Support• Submitted 2021/22 AFS on 31 August 2022.

MUNICIPALITY: UBUNTU LM

Status quo against SOLG as at June 2021	Status Quo as at 30 April 2023
<ul style="list-style-type: none">• Persistent Drought area. Unable to meet summer peak demand leading to water supply disruptions.• Operations & maintenance challenges due financial situation eg Dilapidated and aging infrastructure.• Illegal connections for water and sanitation resulting in non-technical losses.• Grants: unspent by year end. <p>Water & Sanitation backlogs in informal settlement.</p> <p>The community has access to water in all formalized areas except for areas around Mandela square reservoir & informal settlements.</p>	<ul style="list-style-type: none">• DWS supporting the LM with purchasing the bulk of their water to avoid purchasing from a third party (farmer).• The current MIG funded project to drill additional boreholes have been registered, this should assist to address the water shortage.• Geohydrologist was appointed, the Desktop study is completed.• MISA has reviewed and provided comments. The testing and drilling of boreholes have commenced.
<p>Water & Sanitation backlogs in informal settlement.</p> <p>The community has access to water in all formalized areas except for areas around Mandela square reservoir & informal settlements.</p> <p>Insufficient water sources and over dependance on diminishing ground water.</p> <p>Vandalism of infrastructure – theft of pumps and stormwater pipes block with litter</p> <ul style="list-style-type: none">• 2 Informal Settlements• 24% Water Losses• 39% Electricity Losses• MIG - R9.9m initial allocation & reduced by R500k (R9.5m revised allocation) – R1.4m spent (15% Exp As of May 21)	<ul style="list-style-type: none">• Tirisano Construction Fund, through MISA addressing water shortages through the refurbishment of a borehole in Loxton and refurbishment of a water pump station in Victoria West.• MIG supporting the review of 2022/23 FY draft implementation plans and PMU business plan;• MISA has assessed the water, sanitation and electrical infrastructure• MISA has developed a generic O&M activity list for water supply infrastructure• MIG allocation for 2022/23 FY was R10,735 million and R9,660 million had been transferred. Spending stood at R5,972 million (62%) as at 31 December 2022.• DWS: Funding refurbishment of Loxton, Merriman, Richmond boreholes. Source development, AC pipe replacement in Victoria West for 2022/23 FY (R9 million)• SALGA: Supported on Small Scale Embedded Generation (SSEG)
<ul style="list-style-type: none">• LED Strategy in-place	<ul style="list-style-type: none">• The municipality supported by DEDAT and the district to develop the LED strategy and an integrate it onto the District One Plan

MUNICIPALITY: KAI !GARIB LM

Status quo against SOLG as of June 2021

- There is tension within the Council
- Strained relations with the community needs to be addressed following protests in the last two years over service delivery and corruption allegations
- Council meeting as regulated
- Poor oversight by council on administration.
- Poor and weak decision-making by council
- No consequence management on corruption, maladministration, nepotism & poor performance

- All Senior Manager posts are filled except for the MM.
- Poor performance management and lack of consequence management
- Non-compliance: legislation, regulations and policies

- Classified by NT as Financially Distressed mainly due to low revenue base and poor revenue collection.
- The municipality is under the MFMA section 139(5), implementing a voluntary financial recovery plan, due to financial and revenue challenges
- Budget: Unfunded

REMEDIAL ACTION AND SUPPORT PROVIDED

- Kai Garib had an unstable council immediately after 2021 LGEs due to the passing of a councilor, which caused a stalemate in council. This resulted in the delay in the appointment of Mayor, Speaker and Council Committees. However, stability was restored following by-elections on 2 February 2022.
- Council configuration: ANC 10, HFTF 4, DA 3, EFF 1, VF PLUS 1 (LGE 2021)
- Council structures are stable and have undergone induction and orientation.

- The water quality challenges persist and have strained the relationship of the community and the municipality. CoGTA, MISA, CoGHSTA and the DWS intervened to address the situation. DWS has provided R9m for the refurbishment of the Water Treatment Works for 2021/22
- Ward Committees established.
- All Section 79 Committees are established and functioning on monthly basis.
- Council meetings were held - 11 April 22 (Special Council Meeting); Ordinary meetings - 31 March; 31 May; 08 June; and 20 June 2022 (Special Council meeting);
- MPAC and Financial committees were established to assist with the implementation of consequence management policy
- SALGA: Oversight and accountability and identification of the pilots for the GGMI implementation.
- SALGA: Provides ongoing governance hands on support as per request
- SALGA: Local Government Ethical Leadership Initiative.

- The department seconded an acting MM in terms of Section 154 of the Constitution from 17 October 2022 until 31 January 2023.
- Municipal Council appointed an acting MM for 3 months
- The municipality increased its staff component in the budget to 49% in 2021/22
- The water services division needs to be strengthened with technical expertise. MISA has been supporting the municipality
- Dir: Technical Services resigned on the 30 June 2022'
- SALGA rolled out a training on Performance Management, employees are attending the training to get a starting point on the down cascading of the Performance Management.
- SALGA: ICT Support

- The municipality is implementing a voluntary financial recovery plan
- DCoG, CoGHSTA, DWS, and MISA supported LM to develop acceleration for MIG and WSIG funds
- NT held workshop the Minimum Competencies.
- PT assisted with the development of a budget funding plan
- SALGA supporting with Records Management Assessment and Support
- **Municipality submitted 2021/22 AFS to AG on 15 December 2022 for audit**
- Audit outcomes for 2021/22 is outstanding

Status quo against SOLG as of June 2021	REMEDIAL ACTION AND SUPPORT PROVIDED
<ul style="list-style-type: none"> Operations & maintenance challenges eg persistent sewage spillage in Kakamas. Illegal connections for water and sanitation resulting in non-technical losses. Grants: spent by year end. Aged Water & Sanitation infrastructure. LED Strategy in-place 8 Informal Settlements 45% Water Losses 25% Electricity losses Poverty (below the upper poverty line) – 56% Unemployment Rate – 15.9% Water Provision- 93.8% Electricity Connection – 89.4% 	<ul style="list-style-type: none"> MISA supported LM to: conclude refurbishment for Kakamas and Marchand Water Treatment Works, Refurbishment of 2 pumpstations for the sewer spillage MISA is continuing to support-with business plan review, assessment, and project implementation support. project engineering and project management support, including review of project stage reports for project: “Electrification of 269 Households in Kenhardt. · Provision of project engineering and project management support, including review of project stage reports for project: Provision of 12High /Mast lightning in Ward 08. The Kakamas reservoir was cleaned, and the lines were flushed, this resolved the blood worm problem. Multidisciplinary engagements between DCoG, CoGHSTA, DWS, MISA and municipality are working on a solution to address the water quality Multidisciplinary engagements between DCoG, CoGHSTA, DWS, MISA and municipality are working on a solution to address the water quality
<ul style="list-style-type: none"> Illegal connections for water and sanitation resulting in non-technical losses. Grants: spent by year end. Aged Water & Sanitation infrastructure. 8 Informal Settlements 45% Water Losses 25% Electricity losses Poverty (below the upper poverty line) – 56% Unemployment Rate – 15.9% Water Provision- 93.8% Electricity Connection – 89.4% Formal refuse removal – 61.2% Hygienic toilets – 86.1% MIG - R22.3m initial allocation & reduced by R274k (R22.016m revised allocation) – R18.7m spent (85% Exp As of May 21) 	<ul style="list-style-type: none"> MIG allocation for 2021/22 FY was R23,485 million. The LM spent R 12,107 million (65%) and balance is R6,377 million. In 2022/23 FY, the LM’s allocation is R 25,097 million and R5 million was transferred in July 2022. To date, LM spent R3,235 million (65%) was spent of transferred funds. MIG advised LM to prioritise water projects so that they curb the challenges. SALGA: Supported on Small Scale Embedded Generation (SSEG) for energy and electricity DRPW supported: Rooting out the dust programme implemented during 2022/23 FY Repairing of internal roads in Kakamas Short skills learners also form part of the municipal maintenance teams

Status quo against SOLG as of June 2021	REMEDIAL ACTION AND SUPPORT PROVIDED
<ul style="list-style-type: none">• The LED Strategy is in place	<ul style="list-style-type: none">• Support is provided for the LED Strategy• DeDat supported districts and local municipalities by strengthen these plans and identify funding sources• The Department of Agriculture is supporting the LED programmes through community-based projects to promote vineyards cultivation and value chains for grapes production.• SALGA: Municipality forms part of the Karoo and is included in the process of the development of the Karoo Tourism. Strategy as part of STR initiative.

Status quo against SOLG as of June 2021	REMEDIAL ACTION AND SUPPORT PROVIDED
<ul style="list-style-type: none"> • The municipality is recovering from political and administrative instability in 2017/18 	<ul style="list-style-type: none"> • Municipality is politically stable after the 2021 LGE. It has a functional whipper, caucus and all council committees are in place and functional. • Councillors have undergone induction and orientation.
<ul style="list-style-type: none"> • The municipality is recovering from political and administrative instability in 2017/18 • Council meeting as scheduled and committees are established. • Oversight conducted not fully effective 	<ul style="list-style-type: none"> • The following Council committees are in place: <ul style="list-style-type: none"> ○ Finance and Economic Development Committee ○ Technical & Community Services Committee ○ Good Governance & Corporate Services – ○ Local Labour Forum is functional Municipal Public Accounts Committee • Audit Performance, Risk Committee / • Council has an approved structure / Ward Committee Established • SALGA: Provides ongoing governance hands on support as per request • SALGA: Local Government Ethical Leadership Initiative.
<ul style="list-style-type: none"> • Tsantsabane has failed to submit AFS on time for the last three (3) financial years. • All Senior Manager posts are filled.. • Municipality has its own PMU • Compliance to applicable legislation, regulations and policies not fully met 	<ul style="list-style-type: none"> • The post of the MM has been re-advertised. CoGHSTA supporting the LM with recruitment and appointment • Submitted 2021/22 AFS on 31 August 2022 • CoGTA has appointed a service provider who will be pilot and validate prototype staff establishment according to powers and functions – municipality to be part of process
<ul style="list-style-type: none"> • Classified by NT as Financially Distressed mainly due to low revenue base and poor revenue collection. Despite having active mines in the area. • Budget: unfunded • Audit outcomes was Qualified in 2015/16; Disclaimer for 2016/17 & 2017/18 and 2018/19 was not finalised. 	<ul style="list-style-type: none"> • PT supported and assisted with the assessment of Cost reflective tariffs • PT - Assisted with the development of a budget funding plan. • CoGTA appointed service provider (Eton Group) to support municipalities on Disclaimer to develop Electronic Records Management – • Submitted 2021/22 AFS on 31 August 2022. • Qualified Audit opinion for 2021/22 FY

Status quo against SOLG as of June 2021	REMEDIAL ACTION AND SUPPORT PROVIDED
<ul style="list-style-type: none"> • Operations & maintenance challenges eg persistent pipe bursts which leads to high water losses • The community has access to water in all formalized areas except for informal settlements. • Illegal connections for water and sanitation resulting in non-technical losses. • Grants: spent by year end. / LED Strategy in-place • 14 Informal Settlements / 66% Water Losses / 26% Electricity Losses / Poverty (below the upper poverty line) – 46.6% • Unemployment Rate – 14.2% • Water Provision- 96.4% • Electricity Connection – 90.9% • Formal refuse removal – 44.4% • Hygienic toilets – 87.6% • MIG - R15.4m initial allocation & reduced by R190k (R15.2m revised allocation) – R10.5m spent (69% Exp As of May 21) 	<ul style="list-style-type: none"> • MISA assisting with developing operation and maintenance plans. • MISA supporting the municipality with their current MIG projects. • Tirisano Construction Fund, through MISA will be addressing water shortages through boreholes. • Electrical · Provision of project engineering and project management support, including review of project stage reports for project: “Electrification of 74H/H in Greenfields. • MIG allocation for 2021/22 FY was R28.17 million • Allocation for 2022/23 FY is R17,165 million and R3 million was transferred of which LM spent R166 476 (6%) of transferred funds. • Further engagements held with planned between the MIG office, LM and Service Providers.
<ul style="list-style-type: none"> • MIG - R15.4m initial allocation & reduced by R190k (R15.2m revised allocation) – R10.5m spent (69% Exp As of May 21) 	<ul style="list-style-type: none"> • DWS supported funding of Skeyfontein water supply phase 2 during 2021/23 (R16 151 520) • DWS : Looking at possible RBIG Projects – Postmasburg WWTW and bulk sewer (R373 280 961) and Postmasburg bulk water supply (R366 814 267) projects in feasibility stage.
<ul style="list-style-type: none"> • The LED Strategy is in place 	<ul style="list-style-type: none"> • The LED strategy is in place. • The DEDAT supporting municipalities to review and strengthen the LED strategies and recovery plans in line with the DDM. • The municipality is supported to develop a plan for effective implementation and monitoring of the SLP as a contributor to local development

RE-CONSIDERATION OF CURRENT STATUS OF MUNICIPALITIES

- The Province has reviewed the current status of **Sol Plaatje Municipality** to be moved to a different category from **Dysfunctional to Medium Risk**
- Some of the **Key Performance Areas** listed below that had led to the municipality being classified as Dysfunctional has shown some improvement.

Key Performance Area	Status quo against SOLG as of June 2021	Current Status Quo
Political	<ul style="list-style-type: none"> • Political tensions between municipality and community • Highly politicized unions leading to tense labour relations environment in the municipality 	<ul style="list-style-type: none"> • Improvement of relationship between municipality and community • Council, Executive Committee and all committees established post LGE and remain stable. The structures have convened meetings in line with the approved schedule and considered all compliance matters that require approval. • The municipality has engaged with labour to address areas of tension. Employment of contract workers remains a burning issue, the municipality is constrained to employ permanently as per the approved organogram hence use of contract workers. The relationship is improving as consensus is reached in most labour issues
Governance	<p>Municipal manager and CFO are on precautionary SUSPENSION since July 2018 following a section 106 investigation by MEC</p> <ul style="list-style-type: none"> • Council meeting as regulated • Committees of council is meeting • Poor oversight by council on administration • Poor and weak decision-making by council • No consequence management on maladministration & poor performance 	<ul style="list-style-type: none"> • The Section 106 investigation report was set aside, accordingly the CFO and the Municipal Manager returned to office. This had bolstered the leadership and performance of the municipality. • Council is exercising oversight in accordance with expectation. • The municipality has adopted a consequence management policy. • The performance evaluation remains a challenge • New MM was appointed on 01 August 2022

TOP - SLICED FUNDING FOR KEY PROJECTS

MUNICIPALITY	Project description	Budget
All	OPSCAP 2023/2024	R 14 266 800
All	NHBRC-Enrolments	R 2 000 000
All	Title Deeds (See Annexure A)	R 9 716 000
All	Emergency	R 1 000 000
Accredited municipalities	Accreditation	R 2 000 000
Sol Plaatje	Acquisition of Land	R 10 500 000
All	ASBESTOS replacement	R 3 500 000
TOTAL		R 42 982 800

MINING TOWNS (INCLUSIVE OF JOHN TAOLO GAETSEWE DISTRICT)

MUNICIPALITY	TOWN	PROJECT DESCRIPTION	SERVICES	HOUSES	BUDGET
Gamagara	Kathu	Gamagara Kathu 5700	297	0	R 22 000 000,00
Gamagara	Kathu	Siyathemba 142	0	71	R 12 780 000,00
Gamagara	Kathu	Sesheng	68	0	R 5 000 000,00
Gamagara	Kathu	Kathu Bulk	0	0	R 8 000 000,00
SUB TOTAL			365	71	R 47 780 000,00
Gasegonyana	Bankhara Bodulong	Bankhara Bodulong	0	0	R 500 000,00
Gasegonyana	Wrenchville	Wrenchville 240	0	18	R 3 240 000,00
Gasegonyana	Kuruman	Promised Land 2100(5662)Designs	0	0	R -
Gasegonyana	Kuruman	Promised Land 5662(Bulk)	0	0	R 3 000 000,00
SUB TOTAL			0	18	R 6 740 000,00
Joe Morolong	Magobing	Magobing (Mud houses)	0	89	R 5 000 000,00
SUB TOTAL			0	89	R 5 000 000,00
Khai-ma	Pofadder	Poffadder Bulk	0	0	R 10 000 000,00
Khai-ma	Pofadder	Poffadder	0	13	R 3 921 378,00
SUB TOTAL			-	13	R 13 921 378,00
Kgatelopele	Danielskuil	Danielskuil 3500	0	0	
SUB TOTAL				0	R -
Tsantsabane	Posmansburg	Postdene	0	0	R -
Tsantsabane	Posmansburg	Pensfontein	0	0	R 2 500 000,00
Tsantsabane	Skeyfontein	Skeyfontein	0	0	R 3 000 000,00
Tsantsabane			0	0	R 5 500 000,00
All JTG	Various towns/villages	Individuals	0	5	R 900 000,00
SUB TOTAL			0	5	R 900 000,00
TOTAL			365	196	R 79 841 378,00

FRANCES BAARD DISTRICT

MUNICIPALITY	TOWN	PROJECT DESCRIPTION	SERVICES	HOUSES	BUDGET
Sol Plaatje	Kimberley	Individuals	0	10	R 1 800 000,00
Frances Baard	Kimberley	Finance Linked Subsidy Programme	0	20	R 2 000 000,00
Dikgatlong	Barkly-West	Barkly West 3500	200	0	R 7 500 000,00
Sol Plaatje	Kimberley	Jacksonville 250	0	0	R 1 000 000,00
Sol Plaatje	Ritchie	Ritchie	0	0	R 5 000 000,00
Sol Plaatje	Kimberley	Barkly Road 1500	300	0	R 18 600 000,00
Sol Plaatje	Kimberley	Lerato Park 491	0	0	R 22 486 000,00
Dikgatlong	Barkly West	Buffer zone	0	0	R 210 000,00
Sol Plaatje	Kimberley	China Square/Santa centre	0	20	R 3 600 000,00
Sol Plaatje	Kimberley	Military Veteran	0	5	R 1 200 000,00
TOTAL			500	55	R 63 396 000,00

ZF MGCAWU

MUNICIPALITY	TOWN	PROJECT DESCRIPTION	SERVICES	HOUSES	BUDGET
Kai Garib	Blaauwskop	Blaauwskop 500	0	0	R 1 500 000,00
Dawid Kruiper	Upington	Dakota Road 409	0	0	R 1 408 000,00
Kai Garib	Keimoes	Gamakor 1500	25	0	R 2 050 000,00
Kheis	Opwag	Opwag 730	25	0	R 2 050 000,00
Kheis	Grootdrink	Grootdrink 370	0	0	-
Kheis	Grobbershoop	Grobbershoop 1500	101	0	R 7 500 000,00
Dawid Kruiper	Wegdraai	Wegdraai 360	0	0	-
Kheis	Wegdraai	Wegdraai 50	0	0	R 585 000,00
Dawid Kruiper	Mier	Mier	0	0	R 10 080 922,00
Dawid Kruiper	Upington	Military Veterans 14	0	10	R 2 500 000,00
All ZF MGCAWU	Various	Individuals	0	5	R 900 000,00
Dawid Kruiper	Karos	Karos	0	12	R 2 000 000,00
Dawid Kruiper	Lambrechtsdrift	Lambrechtsdrift	0	12	R 2 000 000,00
Dawid Kruiper	Leerkrans	Leerkrans	0	12	R 2 000 000,00
Dawid Kruiper	Ntsikelelo	Ntsikelelo	0	12	R 2 000 000,00
TOTAL			151	63	R 36 573 922,00

NAMAQUA DISTRICT

MUNICIPALITY	TOWN	PROJECT DESCRIPTION	SERVICES	HOUSES	BUDGET
All	Various Towns	Individuals	0	5	R 900 000,00
Namakhoi	Steinkopf	Steinkopf 1500	0	0	R 2 000 000,00
Namakhoi	Namakwa Studies	Namakwa Studies	0	0	R 2 500 000,00
Kammiesberg	Paulshoek	Paulshoek	0	0	R 330 000,00
Kammiesberg	Soebatsfontein	Soebatsfontein/Kheis	0	0	R 220 000,00
Nama khoi	Okiep	Okiep Infills	0	0	R 275 000,00
Karoo Hoogland	Williston	Williston (Mud houses) 150	0	50	R 9 980 500,00
TOTAL			0	55	R 16 205 500,00

PIXLEY KA SEME DISTRICT

MUNICIPALITY	TOWN	PROJECT DESCRIPTION	SERVICES	HOUSES	BUDGET
Emthanjeni	De Aar	De Aar 2386	0	0	R 900 000,00
Emthanjeni	De Aar	De Aar 353	0	22	R 4 000 000,00
Emthanjeni	De Aar	ERF 635	0	0	R 3 500 000,00
Ubuntu	Victoria West	Victoria West 120	0	0	R 7 050 000,00
All Pixley ka Seme	Various towns	Individuals	0	5	R 1 000 000,00
Renosterberg	Phillipstown	Phillipstown Military Veteran	0	1	R 250 000,00
Emthanjeni	De Aar	De Aar Military Veteran	0	1	R 250 000,00
Renosterberg	Petrusville	Petrusville Military Veteran	0	1	R 250 000,00
Siyathemba	Prieska	Prieska 200	0	30	R 3 353 400,00
Kareeberg	Van Wyksvlei 33	Van Wyksvlei	0	38	R 1 500 000,00
Thembelihle	Hopetown	Goutrou	25	0	R 2 050 000,00
Siyathemba	Prieska	Prieska 4000	25	0	R 2 050 000,00
Kareeberg	Carnavon	Carnavon 1000	0	0	R 2 003 000,00
Umsobomvu	Colesburg	Ouboks	0	50	R 9 000 000,00
Ubuntu	Loxton	Ubuntu Loxton 51	0	51	R 9 180 000,00
TOTAL			50	199	R 46 336 400,00

Thank You