



DEPARTMENT OF
CO-OPERATIVE GOVERNANCE,
HUMAN SETTLEMENTS AND TRADITIONAL AFFAIRS

State of Mopani and Vhembe District and Progress in Building Municipal Infrastructure for Effective Delivery of Services

PRESENTATION TO NCOP

12 September 2023

BROUGHT TO YOU BY MULTI-AWARD WINNING DEPARTMENT



Integrated Sustainable Human Settlements

Presentation outline

- a) Institutional and Governance overview
- b) Development Planning
- c) Basic Service provision status
- d) Financial health summary
- e) Human Settlement programmes



LIMPOPO
PROVINCIAL GOVERNMENT

DEPARTMENT OF
CO-OPERATIVE GOVERNANCE,
HUMAN SETTLEMENTS AND TRADITIONAL AFFAIRS

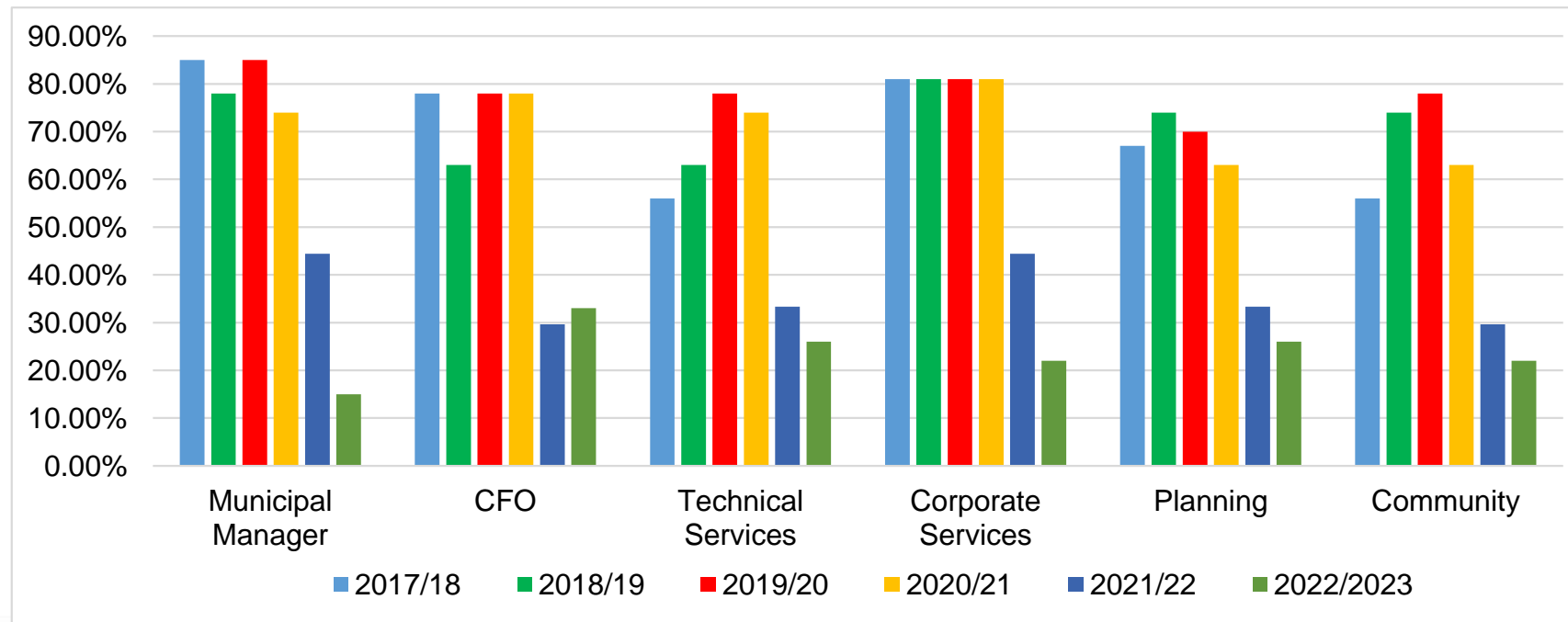
KPA: Institutional Capacity

Local Government: Municipal Systems Amendment Act, 2022 (Act No.3 of 2022) came into effect on the 1 November 2022.

Appointment of senior managers

- ❑ 119 out of 174 (68%) positions are filled to date.
- ❑ 01 MM vacancy is at: Sekhukhune District Municipality.
- ❑ 10 vacancies of CFO are at: Greater Letaba, Maruleng, Greater Tzaneen, Makhado, Elias Motsoaledi, Lepelle-Nkumpi, Waterberg, Thabazimbi, Makhuduthamaga and Bela-Bela Municipalities.

❑ The figures below provides a synopsis of the trends over the 5-year period:



Summary of vacancies:

- MM: 01
- CFO: 10
- Technical: 08
- Corporate: 08
- Planning: 12
- Community: 07



Governance Mopani District

Functionality of council and its committees:

- The District and its local municipalities have functional councils and council committees.
- They adhere to council rules of order of and adopted scheduled calendar of meetings.

Functionality of District IGR structure

District IGR is functional and conducts quarterly forum meetings with full participation of all its local municipalities. All Mayors in the district signed IGR protocol that ensures functionality of the forum.

Intervention at Mopani District

- EXCO Resolved to invoke Section 139(1)(a) of the Constitution of the Republic of South Africa after a rapid assessment was conducted at the District Municipality.
- The municipality has instituted Court proceedings to Interdict the Provincial Government to implement the intervention.
- Currently, the process of challenging the interdict on both merit and technicalities are underway.

Governance Vhembe District

Functionality of council and its committees:

- The District and its local municipalities have functional councils and council committees.
- They adhere to council rules of order of and adopted scheduled calendar of meetings.

Functionality of District IGR structure/Challenges

District IGR is not functional and failed to convene quarterly forum meetings. Only two IGR meetings were held since 2021 LGE. Mayors in the district signed IGR protocol that ensures functionality of the forum however the district failed to adhere to the protocol.

Interventions

MEC wrote a letter to the Executive Mayor to revive the forum and submit adopted schedule of meetings currently compliance has improved.

Vhembe District: Development Planning

The District hosts the Musina Makhado Special Economic Zone (MMSEZ). The Musina-Makhado SEZ south site is to be developed as an energy and metallurgical complex with mixed land use rights that suit the operation of an SEZ.

Progress on MMSEZ South site:

Department of LEDET has issued an Environmental Authorization (currently undergoing court processes by objectors).

The Township Establishment application has been circulated to sector departments, affected municipalities and all interested and affected stakeholders prior to submission of the application to Makhado and Musina municipalities.

The Limpopo provincial government, commissioned a study for MMSEZ Regional Spatial Development Framework. The process is at an advance stage and waiting for the Declaration of the area as a Region by the Minister (DALRRD).

Access to basic services

- Access to water has declined by 9.4% between 2015 and 2021 (from 78.8% to 69.4%). The decline is mainly caused by ageing infrastructure affecting sustainable and reliable water supply. The province is 10.6% below the Limpopo Development Plan target.
- There is a 4.5% increase in sanitation between 2015 and 2021. The province is 6.5% below the Limpopo Development Plan target. The table below provides a summary of access to services:

Service	LIMPOPO LDP 2025 targets	General Households Survey						Census		
		2021	2020	2019	2018	2016	2015	2011	2001	1996
Water	80%	69.4%	71.3%	70.0%	74.1%	75.1%	78.8%	86.0%	78.1%	77.5%
Sanitation	65%	58.5%	58.7%	63.4%	58.9%	57.1%	54.0%	38.0%	27.0%	-
Electricity	95%	96.9%	97.2%	93.4%	92.7%	94.1%	92.9%	87.3%	62.9%	39.2%
Refuse Removal	-	23.9%	21.3%	17.7%	22.9%	21.9%	21.4%	21.8%	15.6%	13.1%

2017/2018 – 2021/2022 MIG Implementation

Financial Year	Allocation R'000	Expenditure R'000	% exp	unspent R'000
2018/2019	3,218,586	2,990,504	93	228,082
2019/2020	2,944,637	2,493,180	85	451,457
2020/2021	2,952,699	2,796,643	95	156,056
2021/2022	3,100,822	2,862,153	92	238,669
2022/2023	3,438,109	2,956,466	86	481,952
TOTAL	15,654,853	14,098,946	90	1,556,216

- 2018/2019 – 2022/2023 allocation : R 15.654 billion
- Amount spent : R 14.098 billion
- Amount unspent: R1.556 billion
- The province lost nearly R600 million of roll over applications not approved, which could have gone towards provision of new infrastructure, thus reducing the backlog.



2023/2024 PROVINCIAL PROJECTS SUMMARY

	2023/2024 allocation	Percentage contribution	Number of projects
Provincial allocation	3,519,856,000.00		
Provincial: Water	1,767,413,926.23	50.21%	55
Provincial: Roads	1,002,574,187.31	28.48%	71
Provincial: Sanitation	238,070,494.08	6.76%	2
Provincial: Other	484,197,356.74	13.76%	27

- 9 (36%) out of 25 municipalities with allocation above R100 million has a combined total of R 2,665,834,000 (96% of prov. allocation) [*Mopani, Thulamela, Vhembe, Capricorn, Mogalakwena, Greater Tzaneen, Makhado, Fetakgomo Tubatse and Sekhukhune*]
- 68% of the provincial MIG allocation is allocated to the 9 WSA that receive MIG.
- 50.2% of the 2023/2024 FY provincial MIG budget is allocated to water projects, 28.5% being allocated to roads projects, 13.8% to other important priorities and 6.8% to sanitation projects.

Status of Water Services Development Plans (WSDP)

Municipality	WSDP		DBSA Support Programme	
	Yes/No	Still valid	Did the municipality apply? (Yes/No)	Status of application
Bela-Bela	Yes	2022/2023	N/A	
Capricorn	Yes	2022/2023	N/A	
Lephalale	No		Yes	Due Diligence stage
Modimolle-Mookgophong	No		Yes	Infrastructure Master Plan at Investment Committee stage
Mogalakwena	No		Yes	Investment Committee stage
Mopani	Yes	2022/2023	N/A	
Polokwane	Yes	2022/2023	N/A	
Sekhukhune	No		Yes	Investment Committee stage
Thabazimbi	No		No	
Vhembe	Yes	2022/2023	N/A	

- Lack of valid Water Services Development plan hinders planned infrastructure development and maintenance.
- Only 5 out of 10 water services authorities has valid WSDP.
- Currently, through the DBSA support programme, the remaining WSA's have applied for assistance with the development of their WSDP



MIG funded Bulk projects 2023/2024

Vhembe DM

Project Name	Progress	Challenges
Chavani & Surrounding Villages Bulk Pipeline and Water Reticulation (Bulk pipeline to Shirley, Njhak	83.7%	Budget Maintenance application in progress. Project in Basani, Njhakanjhaka and Bulk Pipeline disrupted by dispute of rates by sub-contractors appointed.
VONDO RWS: Murangoni, Maranzhe, Vondo la fhasi, Tshikunda, Matondoni water supply	13.1%	None
Water Supply and Bulk Water Reticulation of Ngwenani Themeli, Ngulumbi, Ngovhela, Madamalala, Phindu	21.7%	None
Makhado West Bulk Water Supply – Stage 3	98%	MIG funding exhausted. Municipality busy with application for additional funding.
Xikundu Mhinga Bulk Water Supply	98%	Completion date expired and the contractor is now on penalties.
Malamulele West RWS	93%	Poor progress by the Contractor. The contractor engaged on the slow the progress, commitments were made to accelerate the works.
Construction of Bulk pipeline from Vuwani to Middle Letaba System (Disaster Project) Majosi Sub-Scheme, Matoks/Botlokwa and Tshitale South	96%	None



LIMPOPO
PROVINCIAL GOVERNMENT

MIG funded Bulk projects 2023/2024

Mopani DM

Project Name	Progress	Challenges
Lulekani Water Scheme	48%	None
Makhushane Water Scheme	57%	None
Ritavi II Regional Water Scheme (Sub-Scheme 1)	75%	None
Sefotse to Ditshosane / Ramahlatsi Bulk and Reticulation (Bellevue, Sefotse, Maupa, Jamela, Mohlaban)	99%	On practical completion busy with snag list.
Sekgosese Regional Bulk Water Scheme	66%	None
Hoedspruit Bulk Water Supply (construction of reservoir)		The bulk project is completed, and contract has been closed. The outstanding work is the construction of reservoir. Municipality still busy with the processes to acquire land from public works.
Kampersrus Bulk Scheme & Scotia Water Reticulation Phase 1	97%	The contractor has completed the bulk line of 2900m and the construction of concrete reservoir. The outstanding works is commissioning & testing of pumps and pressure testing of the bulk line. Awaiting energization from Eskom upgrading the transformer for connecting to the pump station and testing. The municipality has requested the engineer to explore the option of standby generator which will also assist during load shedding.



LIMPOPO
PROVINCIAL GOVERNMENT

DEPARTMENT OF
CO-OPERATIVE GOVERNANCE,
HUMAN SETTLEMENTS AND TRADITIONAL AFFAIRS

MIG funded Bulk projects 2023/2024

Mopani (continued....)

Project Name	Progress	Strategic challenges
Thabina Regional Water Scheme (The Resizing and Replacement of Bulk Water Pipeline)	99%	Phase 5 is complete, handover conducted on the 21 April 2022. Pump station awaiting energizing by ESKOM, currently using a generator.
Tours BWS (Rehabilitation and Upgrading of Bulklines) (Amendment)	98%	None

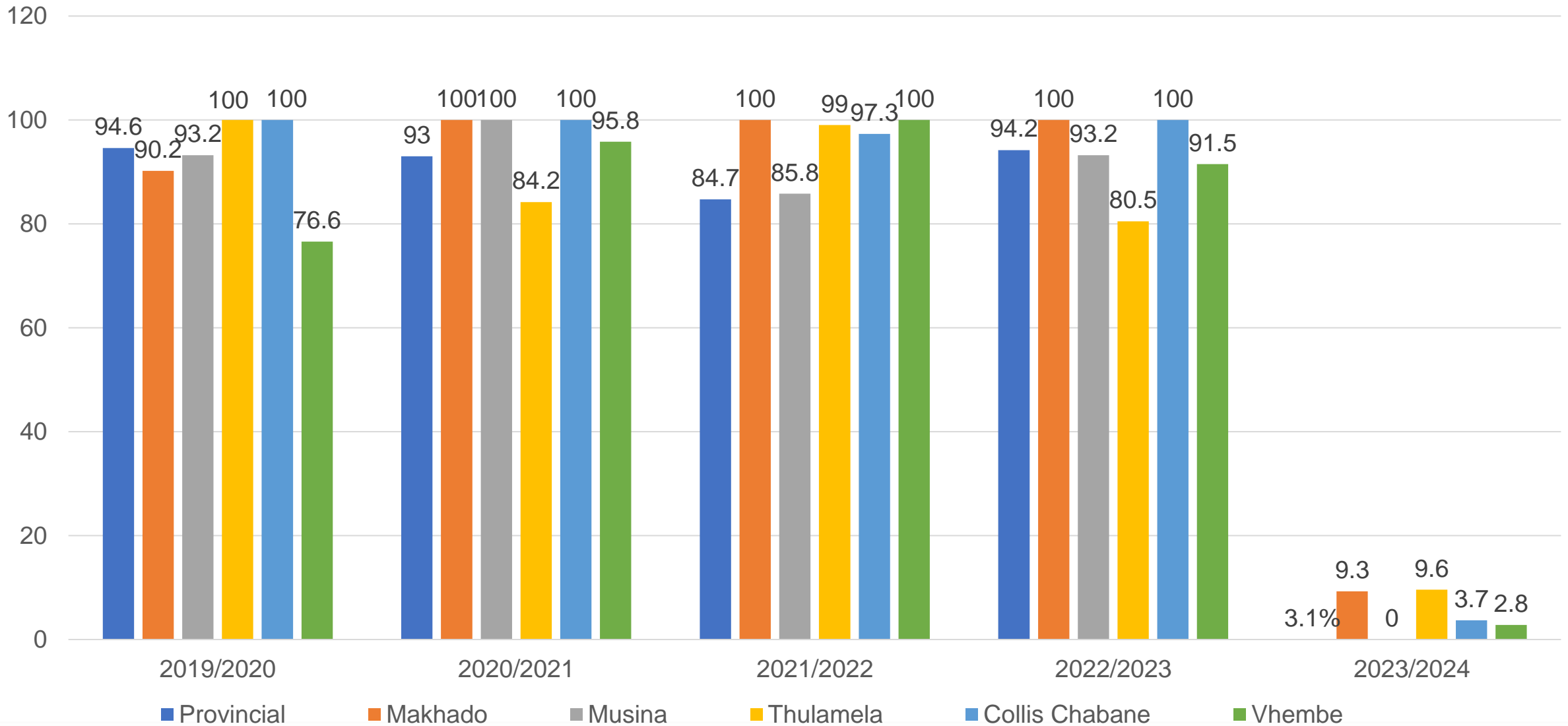
Vhembe District Municipality MIG expenditure:

As at end of June 2023:

- **Vhembe** was allocated R593 243 000 in the 2022/2023 financial year. The municipality spent R545 072 000 (91.9%) and an amount of R48 171 000 remains unspent.

Allocation for 2023/24 is R621 329 000

Provincial and Vhembe municipalities – 5 YEAR expenditure comparison



Mopani District Municipality MIG expenditure:

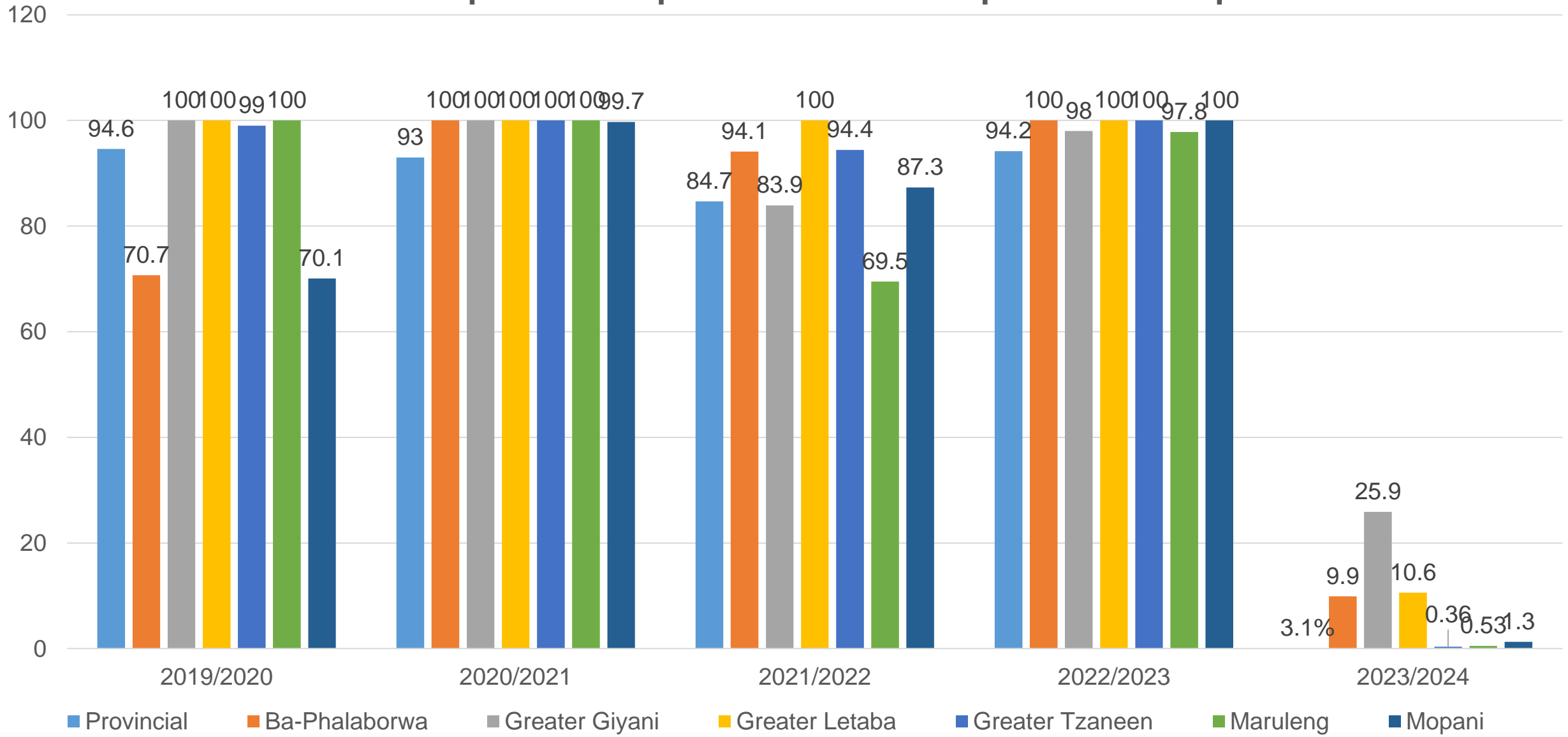
As at end of June 2023:

- **Mopani** allocation was adjusted down by R42 431 000 during the stopping and reallocation process from R523 460 000 to R481 029 000 for their 2022/2023 financial year allocation.
- 100% of the adjusted allocation was spent.

Allocation for 2023/24 is R548 214 000



Provincial and Mopani municipalities – 5 YEAR expenditure comparison



MIG implementation challenges & Interventions

Challenges	Interventions
<p>Inadequate operation and maintenance budgeting for existing and new infrastructure.</p>	<p>Municipalities to develop their asset management plans, this will assist municipality to budget appropriately for the repairs and maintenance of their water services infrastructure.</p>
<p>Implementation of large projects, taking too long to be completed and at a much higher cost than initially projected.</p>	<p>Implementation of the scope which upon completion, is functional. The current technical report approval process by DWS ensures that large projects are divided into manageable phases and approved as such. Municipalities should ensure that adequate financial resources are allocated to the phase being implemented.</p>
<p>Pressure on the existing MIG grant as existing infrastructure fails to provide the required service., e.g., ageing infrastructure that requires refurbishment.</p>	<p>MIG also provides for refurbishment of water services infrastructure, especially where the municipality has been issued with non-compliance notice by DWS. Where no budget is available for refurbishment, municipality can utilize this opportunity.</p>

Operations and Maintenance

Limpopo Provincial Treasury Budgeted Renewal and upgrading and R&M as a % of PPE (Qualification on Assets)

No.	District	Municipality	Norm	Budgeted Performance	Variance	Status	Total Renewal of Existing Assets	Total Upgrading of Existing Assets	TOTAL ASSET REGISTER SUMMARY - PPE (WDV)	Repairs and Maintenance by Asset Class
1	Capricorn	Blouberg	10%	6%	4%	Below Norm	407,000	-	143,111,074	8,820,185
2	Capricorn	Capricorn	10%	0%	10%	Below Norm	-	-	2,216,782,921	8,820,185
3	Capricorn	Lepelle-Nkumpi	10%	31%	-21%	Above Norm	20,111,543	60,000,000	386,848,553	40,597,650
4	Capricorn	Molemole	10%	8%	2%	Below Norm	15,685,619	-	386,848,553	15,630,000
5	Capricorn	Polokwane	10%	1%	9%	Below Norm	-	-	2,216,782,921	30,420,000
6	Mopani	Ba-phalaborwa	10%	5%	5%	Below Norm	-	31,472,000	1,163,733,170	23,884,013
7	Mopani	Greater Giyani	10%	-98%	108%	Below Norm	-	12,300,000	65,325,000	51,760,000
8	Mopani	Greater Letaba	10%	2%	8%	Below Norm	2,000,000	-	1,194,417,189	22,435,212
9	Mopani	Greater Tzaneen	10%	67%	-57%	Above Norm	3,000,000	-	143,111,074	92,997,254
10	Mopani	Maruleng	10%	5%	5%	Below Norm	18,300,000	9,000,000	752,052,370	6,950,004
11	Mopani	Mopani	10%	2%	8%	Below Norm	35,107,834	-	6,336,445,464	74,969,464
12	Sekhukhune	Elias Motsoaledi	10%	11%	-1%	Above Norm	-	66,356,000	1,273,183,773	74,969,464
13	Sekhukhune	Ephraim Mogale	10%	3%	7%	Below Norm	-	100,000	865,753,966	23,569,236
14	Sekhukhune	Tubatse Fetakgomo	10%	9%	1%	Below Norm	152,142,610	3,826,086	2,270,946,164	42,799,360
15	Sekhukhune	Makhuduthamaga	10%	6%	4%	Below Norm	6,000,000	8,400,000	529,675,752	17,507,199
16	Sekhukhune	Sekhukhune	10%	4%	6%	Below Norm	5,750,000	2,660,000	2,751,035,070	88,711,859
17	Vhembe	Makhado	10%	11%	-1%	Above Norm	58,000,000	209,582,451	2,757,938,092	38,388,050
18	Vhembe	Musina	10%	6%	4%	Below Norm	-	18,170,988	537,099,633	13,754,802
19	Vhembe	Collins Chabane	10%	4%	6%	Below Norm	10,000,000	23,646,000	1,295,598,986	19,538,000
20	Vhembe	Thulamela	10%	12%	-2%	Above Norm	-	73,000,000	1,444,560,125	100,936,600
21	Vhembe	Vhembe	10%	6%	4%	Below Norm	3,043,478	119,165,218	3,514,146,072	84,704,262
22	Waterberg	Bela bela	10%	9%	1%	Below Norm	-	71,196,851	916,433,559	15,045,000
23	Waterberg	Lephalale	10%	5%	5%	Below Norm	21,226,000	-	1,363,629,447	40,552,724
24	Waterberg	Mogalakwena	10%	1%	9%	Below Norm	-	-	5,623,523,977	43,258,899
25	Waterberg	Modimolle-Mookgopong	10%	7%	3%	Below Norm	-	51,238,052	1,480,809,287	45,062,021
26	Waterberg	Thabazimbi	10%	70%	-60%	Above Norm	-	44,052,194	70,004,258	5,079,500
27	Waterberg	Waterberg	10%	10%	0%	Below Norm	-	-	71,793,017	6,950,004
Provincial Total							350,774,084	804,165,840	41,640,939,467	1,038,110,947

Poor operations and Maintenance is one of main courses for infrastructure failure.

The investment in Operations and Maintenance remains below the norm which negatively affect the sustainability of water supply.

For the 2022/2023 municipal budgets, no municipality has at least budgeted above the norm of 8%, which will continue to have negative impact on sustainable provision of water.



Municipal Audit outcomes

Audit Outcome Trend	Audit Opinion					
	2017/18	2018/19	2019/20	2020/21	2021/22	STATUS
MOPANI DISTRICT						
Ba-phalaborwa	Qualified	Qualified	Qualified	Qualified	Qualified	Stagnant
Greater Giyani	Qualified	Qualified	Unqualified	Qualified	Unqualified	Improved
Greater Letaba	Unqualified	Unqualified	Unqualified	Unqualified	Unqualified	Maintained
Greater Tzaneen	Qualified	Qualified	Unqualified	Unqualified	Unqualified	Maintained
Maruleng	Unqualified	Unqualified	Unqualified	Unqualified	Unqualified	Maintained
Mopani	Adverse	Qualified	Qualified	Disclaimer	Disclaimer	Stagnant
VHEMBE DISTRICT						
Collins Chabane	Disclaimer	Qualified	Unqualified	Unqualified	Unqualified	Maintained
Makhado	Qualified	Qualified	Unqualified	Unqualified	Unqualified	Maintained
Musina	Qualified	Qualified	Unqualified	Unqualified	Qualified	Regressed
Thulamela	Unqualified	Unqualified	Unqualified	Unqualified	Unqualified	Maintained
Vhembe	Disclaimer	Qualified	Qualified	Qualified	Qualified	Stagnant

Key findings affecting the Municipal Audit outcomes

Auditee	Financial statement qualification areas								Findings on non-compliance								
	Non-current assets	Current assets	Liabilities	Capital and reserves	Other disclosure items	Revenue	Expenditure	Unauthorised, irregular, as well as fruitless and wasteful expenditure	Material misstatement or limitations in submitted AFS	Unauthorised, irregular, as well as fruitless and wasteful expenditure	Asset management	Expenditure management	Consequence management	Revenue management	Strategic planning and performance management	Procurement management	
Collins Chabane									R	R	A			A		N	R
Greater Giyani		A					A		R	R						R	R
Greater Letaba									R	R				N			R
Greater Tzaneen									R	R		N	R				R
Makhado									R		R		R	A	R	R	A
Maruleng									R	R						R	N
Thulamela									A							N	
Vhembe District		A	A		R	R	A		R	R			A	R	R	R	N
Ba-Phalaborwa	A	R	R	N	R	R	R	A	R	R		N	A	R	N	R	R
Musina		N		N			N		R	R		N	R		R	R	R
Mopani District	R	R	R		R	R	R	R	R	R	R	R	R	R	R	R	R
Greater Tzaneen									R	R		N	R				R

Support provided

- Giyani LM has improved whilst Musina regressed from an Unqualified to Qualified Audit Outcome. Mopani DM remained on a Disclaimer.
- All audit action plans were reviewed to determine if the actions adequately address the root causes of the finding. Implementation of the audit action plans through ASC and AC meetings
- Audit engagement sessions were held with Musina & Mopani DM with AGSA, SALGA and LPT
- Training was provided to all municipalities on the review of the AFS, SCM, Advance Excel and Record Management.
- Municipalities were supported to develop UIFWe Reduction Strategies.

Legends :

Addressed (A)	New (N)	Repeat (R)
------------------	------------	---------------



Financial Health Assessment – 30 June 2023

Category	Mar-23		Jun-23		Observation from the NT Database
	Number	Municipality	Number	Municipality	
Bankrupt" - Solvency ratio of less than 1:1 (total liabilities exceed total assets)	0		1	Ba-Phalaborwa	The municipality's assets appear as a negative balance.
Insolvent - Liquidity ratio of less than 1:1 and unable to pay creditors from available cash and investments	8	Belabela, Lephhalale, Mogalakwena Modimolle-Mookgophong, Mopani, Musina Vhembe and Thabazimbi	8	Greater Letaba, Lephhalale, Mogalakwena Modimolle-Mookgophong, Mopani, Musina Vhembe and Thabazimbi	Creditors net days are above two years; Debtors net days are above one year; and current liabilities more than current assets
Solvent - Unable to Pay Creditors - Liquidity ratio above 1:1 but unable to pay creditors from available cash and investments	2	Ba-phalaborwa, Sekhukhune	7	Belabela, Elias Motsoaledim Greater Giyani, Makhado, Makhuduthamaga, Makhado, Polokwane Waterberg	Net debtors and creditors days is days ratio is above a year
Short to Medium Term Viability - Liquidity ratio above 1:1 and sufficient cash and investments available to pay creditors	17	Blouberg, Capricorn, Collins Chabane Ephraim Mogale, Elias MotsoaledinLepelle-Nkumpi, Fetakgomo-Tubatse, Molemole, Greater Letaba, Greater Tzaneen, Maruleng, Polokwane, Thulamela	11	Blouberg, Capricorn, Collins Chabane Ephraim Mogale, Lepelle-Nkumpi, Fetakgomo-Tubatse Molemole, Greater Tzaneen, Maruleng, Thulamela Sekhukhune	Current assets are more than current liabilities and the the cash coverage ratio is above three months.
	<u>27</u>		<u>27</u>		

- Ba-Phalaborwa financial ratio depicts that the municipality is under serious financial distress. Ba-Phalaborwa municipality has developed a Financial Recovery Plan
- Collins Chabane, Thulamela, Greater Tzaneen and Maruleng financial ratios depict that the municipalities have sufficient cash available to pay creditors.

Human settlements performance - Mopani

- The Human Settlements Development Grant (HSDG) Budget allocation for 2023/24 in Mopani District is **R 209 003 030**. The housing units delivered as at end 31 August 2023 are **627** against a target of **1 340** units translating to **53,2%**

Other Projects

- Talana Hostel, in the Greater Tzaneen Municipality (GTM) is one of the hostels that have been identified as a priority for upgrading. The intention is to develop a medium density development in 1 – 3 storey walk-ups with a mix of units including 2 bedroom and 1 Bedroom. The aim of the mix is to provide a choice of units linked to different rentals. Currently, procurement of Principal Agent for management of the project implementation is underway.
- Service of sites to improve access to basic services: Two projects in Giyani for i.e. Refurbishment of waste water treatment works and reticulation of water and sewer access.



BULK INFRASTRUCTURE PROJECTS

Bulk Sewer Pipeline

Project Description	Municipality	Project Budget
1. Bulk Sewer Pipeline in Giyani	Greater Giyani	R 9,307,659.60
2. Bulk Sewer Pipeline in Siyandani	Grater Giyani	R7,021,450.00
3. Sewer pump station and Upgrading and construction of Bulk Sewer pipeline in Ha-Mawasha	Greater Tzaneen	R8,091,400.00
TOTAL		R24,420,509.60

Sewer Treatment Plant

Project Description		Project Budget
4. Sewer Treatment Plant in Giyani H	Greater Giyani	R19,153,962.35
TOTAL		R19,153,962.35
SUB-TOTAL		R43,574,471.95



Human settlements performance- Vhembe District

- The Human Settlements Development Grant (HSDG) Budget allocation for 2023/24 in Vhembe District is **R 236 487 574**. The housing units delivered as at end 31 August 2023 are **554** against a target of **2 107** units translating to **26%**.

Other Projects

- Tshikota Hostel, in the Makhado Municipality is one of the hostels that have been identified as a priority for upgrading. The intention is to develop a medium density development in 1 – 2 storey walk-ups with a mix of units including 2 bedroom and 1 Bedroom. The aim of the mix is to provide a choice of units linked to different rentals. Contractor and the Principal Agent already appointed for construction and management of the project implementation.
- There are five projects for bulk infrastructure are currently at the feasibility phase at Musina Local Municipality. The list of projects are shown on the slide below

BULK INFRASTRUCTURE VHEMBE PROJECTS

Bulk Sewer and Bulk water Pipeline

Project Description	Municipality	Project Budget
1. Bulk Sewer Pipeline in Volgelenzang	Musina Local Municipality	R 8 ,025,238.75
2. Bulk Sewer Pipeline in Masisi	Musina Local Municipality	R 7 , 673,763.75
3. Bulk engineering services for elevated Reservoir in Masisi	Musina Local Municipality	R 4, 165,011.28
4. Bulk water pipeline in Nancefield	Musina Local Municipality	R 6, 309,169,22
5. Bulk water pipeline in Masisi	Musina Local Municipality	R 6, 786,116.30
Total		R 32, 959,299,00



LIMPOPO
PROVINCIAL GOVERNMENT

DEPARTMENT OF
CO-OPERATIVE GOVERNANCE,
HUMAN SETTLEMENTS AND TRADITIONAL AFFAIRS

Thank You!



- 0800 687 432 (Housing enquiries)
- 0800 864 729 (Premier Hotline)
- 17737 (Presidential Hotline)
- www.coghsta.limpopo.gov.za

BROUGHT TO YOU BY MULTI-AWARD WINNING DEPARTMENT



Integrated Sustainable Human Settlements