



APRIL-MAY 2022 FLOODS DISASTER GRANTS UPDATE

August 30, 2023





Presentation Outline



- General Grants Expenditure
- MDRG Expenditure
- MDRG Reprioritization progress
- 1. Engineering
- 2. EWS
- R&R Implementation progress as of August 29,2023



GENERAL GRANTS EXPENDITURE



Name of Grant	2022/23 Allocation	YTD Expenditure	VAT	30 June 2023 YTD Expenditure	% YTD Expenditure
USDG	1,179,036,000	1,025,631,740	153,404,260	1,179,036,000	100%
ISUPG	819,371,000	716,282,521	103,088,479	819,371,000	100%
PTNG	680,725,000	264,621,333	47,499,674	312,121,007	46%
NDPG	49,824,000	49,824,000	-	49,824,000	100%
EDMSG	9,000,000	7,722,020	1,157,673	8,879,693	99%
DOH	600,113,000	519,039,548		519,039,548	86%
Hostels	47,180,000	42,597,758		42,597,758	90%
Housing Storm Disaster Grant	6,000,000	4,623,290		4,623,290	77%
Social Housing Grant	16,476,000	16,574,128		16,574,128	101%
EDE - Kzn Sports - EDP	10,000,000	10,000,000		10,000,000	100%
KZN Department of Environmen	4,152,000	1,797,196		1,797,196	43%
Cogta	2,702,800	367,221		367,221	14%
ICT	31,381,720	14,582,616		14,582,616	46%
Cornubia Grant	8,196,665	-		-	0%
Skills Development Grant	775,000	749,232		749,232	97%
European Union	260,000	236,710		236,710	91%
Total	3,465,193,185	2,674,649,313	305,150,085	2,979,799,399	86%

Urban Settlements Development Grant (USDG) 5 YEAR TREND

Grants (% spend)	2017/18	2018/19	2019/20	2020/21	2021/22
Urban Settlement Development	100%	100%	100%	100%	100%
<u>Budget</u> Allocated	1,435,410,606	1,859,000,000	2,094,441,000	1,378,757,000	1,288,158,000

- It is to be noted that prior to FY2020/21 USDG and ISUPG were both treated as one grant hence the large allocation up to FY2019/20.

Urban Settlements Development Grant (USDG)

Comparison with other Cities

METROS-	Voted Funds	Rollover	Stopping and Reallocation	Total Available Funds	USDG EXPENDITURE (01 JULY 2022 - 30 JUNE 2023)			
					Spent by Municipality	Unspent against Voted Funds	% Spent against Total Available Funds	% Unspent against Total Available Funds
Buffalo City	496 166	-	-	496 166	458 251	37 915	92,4	7,6
Nelson Mandela Bay	588 945	-	-	588 945	426 103	162 842	72,4	27,6
Mangaung	491 760	125 889	-	617 649	396 425	221 224	64,2	35,8
City of Ekurhuleni	1 282 202	-	-100 000	1 182 202	728 234	453 968	61,6	38,4
City of Johannesburg	1 204 509	-	200 000	1 404 509	1 182 390	222 119	84,2	15,8
City of Tshwane	1 044 111	-	-	1 044 111	882 949	161 162	84,6	15,4
eThekwini	1 279 036	-	-100 000	1 179 036	1 179 036	-	100	-
City of Cape Town	965 544	-	-	965 544	839 803	125 741	87,0	13,0
Total	7 352 273	125 889	-	7 478 162	6 093 191	1 384 971	81,5	18,5

Urban Settlements Development Grant (USDG)

Expenditure FY2022/2023

USDG EXPENDITURE REPORT 30 June 2023

Department	Original Budget	Mid Adjusted Budget	Proposed Final Adjustment Budget	YTD Expenditure Excl. Vat	Vat	YTD Expenditure Incl. Vat	% Spend
HSI-Metro Housing & Hostels	120,000,000	113,000,000	68,718,950	59,755,609	8,963,341	68,718,950	100%
HSI-Engineering	301,154,000	351,055,576	316,047,145	274,823,604	41,223,541	316,047,145	100%
TRC-Water	254,963,000	246,310,000	246,310,000	214,182,609	32,127,391	246,310,000	100%
TRC-Sanitation	214,378,000	69,643,424	69,643,424	60,559,499	9,083,925	69,643,424	100%
TRC-Cleansing and Solid Waste	125,462,000	126,528,000	114,698,086	99,737,466	14,960,620	114,698,086	100%
TRC-Electricity	210,696,000	210,696,000	210,696,000	183,514,546	27,181,454	210,696,000	100%
CES-Parks, Recr, Cem & Culture	42,383,000	42,383,000	33,502,394	29,214,928	4,287,466	33,502,394	100%
EDP- Catalytic Projects	10,000,000	119,420,000	119,420,000	103,843,478	15,576,522	119,420,000	100%
Total USDG	1,279,036,000	1,279,036,000	1,179,036,000	1,025,631,740	153,404,260	1,179,036,000	100%

(ISUPG) Consolidated Project Performance FY2022/2023

ISUPG EXPENDITURE REPORT 30 June 2023							
Department	Original Budget	Mid Adjusted Budget	Proposed Final Adjustment Budget	YTD Expenditure Excl. Vat	Vat	YTD Expenditure Incl. Vat	% Spend
HSI-Metro Housing & Hostels	297,302,000	387,213,931	383,732,341	336,889,253	46,843,088	383,732,341	100%
TRC-Water	105,815,000	82,790,000	99,060,757	86,139,789	12,920,968	99,060,757	100%
TRC-Sanitation	135,429,000	155,200,000	155,984,130	135,638,374	20,345,756	155,984,130	100%
TRC-Electricity	148,500,000	147,200,500	136,343,928	119,126,003	17,217,925	136,343,928	100%
OCM-City Manager's Office	40,219,000	-	-	-	-	-	0%
Engineering (CIP)		33,466,569	38,355,740	33,352,817	5,002,923	38,355,740	100%
ETA (CIP)		5,500,000	2,576,817	2,240,710	336,107	2,576,817	100%
Operating - Housing		8,000,000	3,317,287	2,895,575	421,712	3,317,287	100%
Total ISUPG	727,265,000	819,371,000	819,371,000	716,282,521	103,088,479	819,371,000	100%



MDR GRANT

CURRENT MDRG EXPENDITURE 88%

NO.	DEPARTMENT	NUMBER OF PROJECTS	APPROVED DISASTER GRANT	EXPENDITURE TO DATE.	COMPLETED PROJECTS	COMMENTS
1.	Roads & Storm water Maintenance	114	R 30,327,441.20	R 30 127 954.07 (99%)	114	100% implementation, savings identified R 23 661.29
2.	Road's Provision	3	R 34,584,468.48	R 34 570 000 (99%)	3	100% implementation of phase 1 of the bridge
3.	Coastal Stormwater Maintenance	2	R 6 200 000.00	R 5 936 536.72 (96%)	2	100% implementation of the projects savings identified R 263 463.28
4.	Water & Sanitation	33	R 114 328 090.32	R 92 980 649.1(81%)	24	2 projects not complete from sanitation due to CIP Financial Authority within the north.
TOTAL EXPENDITURE		152	R 185 000 000.00	R 163 615 139.80 (88%)	143	Savings declared EWS R 21 384 860.22 Engineering R296 935.57

ENGINEERING IDENTIFIED SAVINGS


Project number	Project Name	Ward Number	Status	MDRG Budget Allocated	ETM budget / contribution allocated to project (for current phase of works)	Total award value	Expenditure to date.	MDRG budget minus Expenditure to date	Comment
CSCM									
1D 21597	Commonpark Close, Phoenix	51	Completed	R1 200 000	R0.00	R1 189 736.40	R1 189 736.40	R10 263.60	Savings on MDRG allocation: Proposed to reallocate savings to Roads Provision MDRG project.
1D 21841	83/99 Syringa Drive, Kharwastan, Chatsworth	65	Completed	R5 000 000	R0.00	R4 746 800.32	R4 746 800.32	R253 199.68	
Total CSCM				R6 200 000	R0.00	R5 936 536.72	R5 936 536.72	R263 463.28	
RSWM									
1M-41257	Various repairs to flood damaged gravel roads in the West and North regions of eThekweni Municipality	Various	Completed	R30,387,441.20	R0.00	R30,387,441.20	R30,363,779.91	R 23 661.29	Savings on MDRG allocation: Proposed to reallocate savings to Roads Provision MDRG project.
1M-41258									
1M-41259									
1M-41401									
Total RSWM				30,387,441.20	R0.00	R30,387,441.20	R30,363,779.91	R 23 661.29	
Roads Provision									
P14553	Road 120183 – Hunslett Road Bridge	48	In Progress	R17 084 000.00	R3,516,401.57	R20,600,869.57	R17,200,077.25	-R116,077.25	
P14561	Road D403 – Road Reinstatement and Embankment Protection	53	In Progress	R13,500,000.00	R2,983,565.22	R16,483,565.22	R13,673,433.27	R-173,433.27	
P14570	Harry Gwala Road, Chesterville	24	Completed	R4,000,000.00	R0.00	R4,000,000.00	R3,990,189.00	R9811.00	Savings on MDRG allocation: Proposed to reallocate savings to Roads Provision MDRG project.
Total Roads Provision				R34,584,468.48	R6,499,966.79	R41,084,434.79	R34,863,699.52	-R279,699.52	
Eng Unit Total				R70,671,909.00	R6,499,966.79	R77,408,412.71	R71,164,016.15	Total Saving = R296,935.57	Proposed to reallocate savings realised to EM funded portion of works for 2 x Roads Provision Projects

WATER OPERATIONS REPRIORITIZATION & SAVINGS

Project Number	Details and breakdown of specific work to be done	Area & Ward	Total amount approved by NDMC	Reprioritization to Project X8638	Comments	Identified Savings after reprioritization
X8636	Damaged 234 m of 600mm diameter steel pipeline(825mm dia. steel SCA pipeline washed away across pipe bridge over Umlazi Canal)	Wema Ward 74	R14,000,000.00	R14,000,000.00	Projects implemented through internal funding prior to transfer of MDRG in September 2022.	0
X8635	Damaged 150 m of 600mm diameter steel pipeline(750mm dia. steel pipeline – pumping main from Wiggins WTW)	Cato Manor Ward 24	R12,270,000.00	R7 359 000.00	Projects implemented through internal funding prior to transfer of MDRG in September 2022.	R4 911 000
X8634	Damaged 100m of 375mm diameter HDPE pipeline under a culvert bridge(Bayhead)	Maydon wharf Ward 32	R15,730,000.00		Projects implemented through internal funding prior to transfer of MDRG in September 2022.	R15,730,000.00
12	Total		R 42 000 000.00	21 359 000.00		R 20 641 000.00

SANITATION OPERATIONS

Project number	Project Name	Ward number	Grant allocation	EXPENDITURE MAY 2023	EXPENDITURE JUNE 2023	EXPEDNITURE JULY 2023	ACCRUAL FOR JULY 2023
Y9187 - Central	794 Silverglen Drive 400mm diameter meter pipe - washaway	70	R450,000.00	0	0	0	R450,000.00
Y9195 - Central	196. Heron Street, Chatsworth Sewer Replacement/Repair for above 300 dia meter	65	R1,000,000.00	0	0		R1,000,000.00
Y9184 - North Region	151 Wager Ave, Izinga Estate, Umhlanga 550mm diameter steel sewer trunk main, manholes and bank washed away	35	R900 000.00	0	0		R899,999.95
Y9181 - North Region	No 8 Rama road, Tongaat. 350mm diameter AC sewer trunk main, Gabions and Manholes washed away	62	R300,000.00	0	0		R299,975.84
Y9192 - North Region	R102 under the Bridge, Tongaat 350mm diameter sewer trunk main , concrete piers and Manholes washed away	62	R200,000.00	0	0		Project not completed due to CIP Authority - Work to be completed under council funds.
Y9186 - North Region	No 40 Darjeeling road, Verulam 300mm diameter upvc sewer trunk main manholes and bank washed away	60	R200,000.00	0	0		Project not completed due to CIP Authority - Work to be completed under



**RECONSTRUCTION &
REHABILITATION GRANT**



Reconstruction & Rehabilitation Implementation Plan



No.	Implementation funded projects. ETHEKWINI MUNICIPALITY	Budget Allocated R1 534,785,000.00	Narrative/ Summary
1.	eThekwini Water	R 115,870,000.00	Acceleration of procurement methods to implement approved projects.
2.	eThekwini Sanitation	R 123,722,760.00	Acceleration of procurement methods to implement approved projects.
3.	Roads & Stormwater Maintenance	R 242,994,454.30	R 3 672 181.10
4.	Roads Provision	R 371,795,000.00	Acceleration of procurement methods to implement approved projects expenditure to be realised end of September 2023.
5.	Coastal & Stormwater Catchment	R 626, 579,031.00	R 21 948 915.95
6.	eThekwini Housing	R 94,000,000.00	R 3 406 200.91

	#	Revised budgets	%
Tenders advertised-not closed	2	R 700,000	0.11
Closed-awaiting evaluation	27	R 47,398,516	7.56
Reports obtaining signatures	15	R 68,538,805	10.94
BEC outstanding	17	R 36,553,977	5.83
Outstanding BAC	30	R 168,102,916	26.83
Awaiting LOA's	15	R 158,175,882	25.24
LOA RECEIVED	45	R 142,597,804	22.76
Projects completed	2	R 4,460,066	0.71
Projects combined*	11	R 982	0.00
To be done internally*	13	R 50,084	0.01
Total	177	R 626,579,032	100

*balance of amounts to be reprioritised

- Panel of Contractors in place for construction works.
- There will be no professional fees as work will be designed in house.

Expenditure and Cashflow projections (R1,2b)

Dept	Expenditure to end July'23 (Rm)	Projected Expenditure (Rm)											
		Aug'23 (Rm)	Sept'23 (Rm)	Oct '23 (Rm)	Nov'23 (Rm)	Dev '23 (Rm)	Jan''24 (Rm)	Feb'24 (Rm)	Mar'24 (Rm)	Apr'24 (Rm)	May'24 (Rm)	Jun'24 (Rm)	Total (Rm)
CSCM	8,788	37,467	66,004	90,194	101,912	87,195	70,347	56,156	40,637	30,413	22,530	14,936	626,579
RSWM	3.672	1,500	10,000	40,000	40,000	15,000	15,000	23,365	23,365	23,365	23,365	23,365	242,000
Roads Provision	0	17,891	20,755	37,477	46,718	52,093	54,768	54,948	68,208	0	0	0	352,859
Grand Total	8,788	61,094	112,965	160,064	176,545	153,534	138,868	135,844	136,006	55,809	39,484	42,436	1,221,438

Scope of Works: Relay 250m of 550mm dia. HDPE stormwater pipe from Jasmine Place to Protea Place. Earthworks volume 7200m³ (excavate, spoil and backfill). Construct 6 Kerb Inlets and Headwall. Erosion protection - 150m³ gabions and 100m² of revegetation.

Construction Amount (excl. VAT): R 3,151,938



Scope of Work: Installation of Gabion Structure '+/- 100m³. Stream Desilting. Construction of culvert aprons and wing walls

Construction Amount (excl. VAT): R 1,308,127.5




Scope of Work: Supply and lay approximately 142 m length of 600mm diameter pipe, 11 manholes and headwall, 30m³ gabion boxes and 2m³ gabion mattresses

Construction Amount (excl. VAT): R 937,457



Scope of Work: Installation of new Gabion boxes and Mattresses due to severe damage, volume of 600m³, Earthworks volume of 200m³ (Excavate, Spoil, and backfill), Supply and lay Geofabric blanket of 200m²

Construction Amount (excl. VAT): R 2,554,347



Scope of Work: Supply and Lay 40 m of 600 mm diameter concrete pipe, Construction of 4 standard type A manholes and outlet headwall. Supply and lay 300m³ (2x1x1) of gabion boxes.

Construction Amount (excl. VAT): R 1,211,624

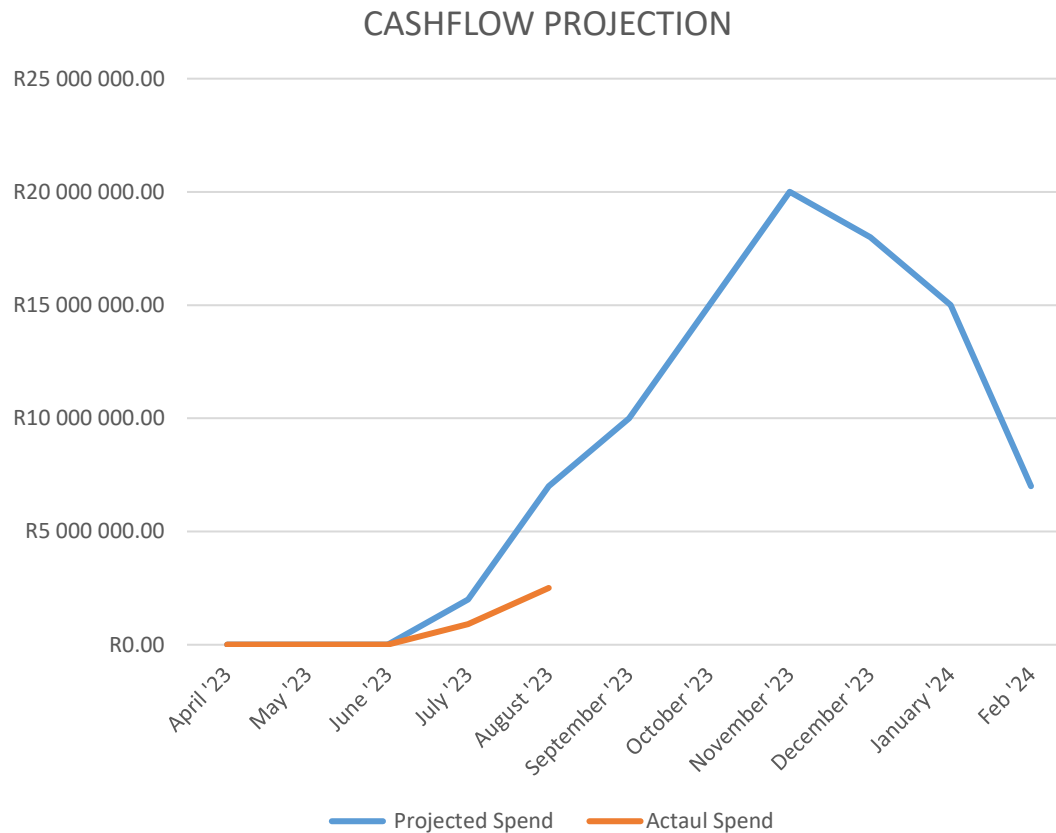


Scope of Work: Construction of box culvert severely damaged by floods, 1.5m height x 1.5m wide 6m long, Volume of earthworks is approximately 300m³ (Excavate, Spoil, and backfill), supply and lay gabion boxes and Mattresses volume of 300m³, Supply and lay Geofabric blanket of 200m²

Construction Amount (excl. VAT): R 1,997,40



Human Settlement Reconstruction & Rehabilitation Implementation Plan



Month	Projected Spend	Actual Spend
April '23	R0.00	R0.00
May '23	R0.00	R0.00
June '23	R0.00	R0.00
July '23	R2,000,000.00	R900,000.00
August '23	R7,000,000.00	R2,500,000.00
September '23	R10,000,000.00	
October '23	R15,000,000.00	
November '23	R20,000,000.00	
December '23	R18,000,000.00	
January '24	R15,000,000.00	
Feb '24	R7,000,000.00	
	R94,000,000.00	R3,400,000.00



Human Settlement Reconstruction & Rehabilitation Progress





NGIYABONGA – ENKOSI – THANK YOU!!!

