



WHEN THE SUN RISES  
WE WORK HARD TO DELIVER

# STATE OF LEKWA LOCAL MUNICIPALITY

## 28 OCTOBER 2020



LEKWA LOCAL  
MUNICIPALITY



# TABLE OF CONTENT

- 1) Background
- 2) Population Size Increase
- 3) Geographic Location
- 4) Level of service summary
- 5) State of Political Leadership
- 6) Functionality of Structures
- 7) Institutional Capacity
- 8) Interventions (Section 139 and 154)
- 9) Political infighting
- 10) Service Delivery Protests
- 11) Operational constraints within the Municipality that impact on the delivery of quality services to communities
- 12) Measures to address service Delivery challenges
- 13) Conclusion



# 1. BACKGROUND

## Geographic Description

**Area: 4 585km<sup>2</sup>**

Description: The Lekwa Local Municipality is Category B municipality situated within the Gert Sibande District in the Mpumalanga Province. It is one of seven municipalities in the district.


It was established on 5 December 2000 after the amalgamation of three former Transitional Local Councils, namely Standerton, Sakhile and Morgenzon.

It is located in the south-west of the district, with immediate entrances to the KwaZulu-Natal, Gauteng and Free State Provinces. Newcastle, Heidelberg and Vrede are respective immediate entrances. Standerton serves as an urban node, whilst Morgenzon, which is 45km northeast of Standerton, serves as a satellite node.

The Lekwa Municipality lies on the large open plains of the Highveld region, which is characterized by tall grass, and it is Trans versed by the Vaal River, which flows in a western direction. The municipality is named after the Vaal River, which is commonly known as Lekwa (the Sesotho name for the Vaal River).

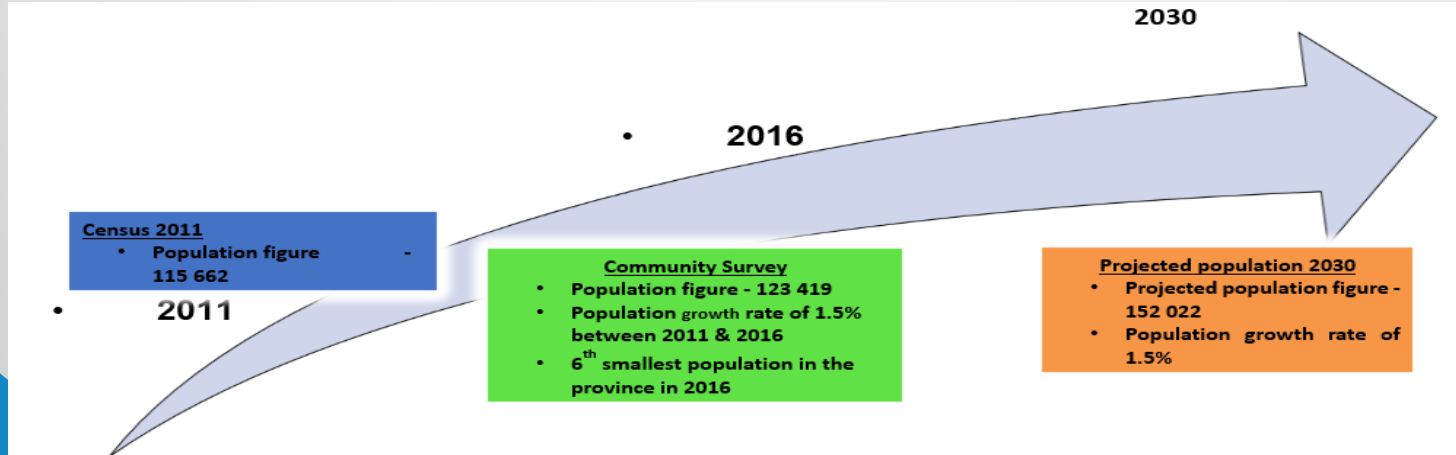
**Cities/Towns: Morgenzon, Standerton**

Main Economic Sectors: Agriculture, forestry and fishing (30%), community, social and personal services (13%), private households (12%)




## 2. Population Dynamics and projections

- According to Stats SA (2016 Community Survey - CS), Lekwa's population increased from 115 662 in 2011 to 123 419 people in 2016 – 10.9% of total population of Gert Sibande in 2016.
- Population grew by 7 757 in the relevant period and recorded a population growth rate of 1.5% per annum between 2011 & 2016 – economic growth rate per annum lower than the population growth rate.
- The population number for 2030 is estimated at more or less 152 000 people given the historic population growth per annum – can put pressure on the infrastructure and service delivery of Lekwa in future.
- 90% of the households have access to piped water and 87% of the households have access to sanitation.
- The number of households in Lekwa increased from 31 071 in 2011 to 37 334 households (6 263 households increase) in 2016 - represents 11.2% of the Gert Sibande household figure.
- Youth population grew by 2.2% pa in Lekwa (15-34 years) between 2011 and 2016 - form 37.8% of the total population.
- The share of the male population in 2016 according to the CS was 50.1% and females 49.9%.



# 3. GEOGRAPHIC LOCATION



## 4. LEVEL OF SERVICE SUMMARY

Services	Total No of HH	No of HH with access	%	No of HH without access	%	Planned Intervention in 2020/2021 FY
<b>2016 Status quo (As per community Survey by Stats SA)</b>						
Water	37,334	33,735 (With piped water)	90	3,599 (No access to piped water)	10	Refurbishment of 10 boreholes in the rural areas
Sanitation	37,334	32,318 (Waterborne toilet)	87	5,016 (Other)	13	Desludging of 100 VIP toilets in rural areas
Electricity	37,334	33,991 (Connected to electricity)	91	3,343 (Other sources)	9	Installation of 128 electrical connections at RDPs Standerton Extension 8

# 5. STATE OF POLITICAL LEADERSHIP

- Council
- Troika
- Mayoral Committee
- Section 79 Committees
- Section 80 Committees
- MPAC
- Independent Oversight Committees (Audit and Performance Committee, Risk Committee, Disciplinary Board)

# 5.1 COUNCIL

## Composition of Council

**1.** Total number of Councillors - 30

1.1 ANC Councillors - 20

1.2 DA Councillors – 5

1.3 Civic Voice – 3

1.4 EFF - 2



## 5.2 RECENT COUNCIL MEETINGS

- **5 June 2020** – Special Council meeting was convened by the Cogta for election of Speaker and Executive Mayor.
- **29 June 2020** – Budget Approval.
- **31 July 2020** – Special Council Meeting - tabling of section 106 Report by MEC Msibi.
- **31 August 2020** - Ordinary Council meeting - fourth Quarter reports as part of its Oversight role. Financial Recovery Plan was also tabled.
- **3 August 2020** – Special Council meeting was conveyed to approve Section 106 Action Plan.
- **3 September 2020** – Special Council meeting was conveyed by Speaker – Action Plan on Section 106 forensic investigation.
- **October 2020** – Ordinary Council meeting is scheduled for the 30<sup>th</sup> of October 2020 – AFS submission.

## 5.3 TROIKA

### Composition of Troika

- Cllr. LBR Dhlamini – Executive Mayor
- Cllr. HM Khota – Speaker of Council
- Cllr. B Mollo – Chief whip
- Troika was reconstituted on the 5<sup>th</sup> of June 2020. Former Chiefwhip Cllr. M Molaba was redeployed to the Mayoral Committee.

## 5.4 Mayoral Committee

Composition since June 2020

- Executive Mayor – Cllr. LBR Dhlamini
- MMC Corporate and PED – Cllr. T Motloung
- MMC Community Services and Safety – Cllr. ML Molaba
- MMC Technical Services – Cllr. M Khumalo

# 6. FUCTIONALITY OF STRUCTURES

## PLANNED MEETINGS FOR 2020/21

GOVERNANCE STRUCTURE	FUNCTIONAL/ NOT FUNCTIONAL	NUMBER OF PLANNED MEETINGS	NUMBER OF MEETINGS HELD	INTERVENTIONS
Council	Functional	4 (Ordinary) 7 (Special)	1 (Ordinary) 4 (Special)	
Troika	Functional	12	4	
Mayoral Committee	Functional	12	3	
<b>Section 79</b>				
1. Budget and Treasury Office	Functional	6	3	
2. Technical Services	Not-Functional	6	0	FRP
3. Community Services and Safety	Not-Functional	6	0	FRP
4. Corporate Services and Planning and Economic Development	Functional	8	2	

# FUNCTIONALITY OF STRUCTURES...

## PLANNED MEETINGS FOR 2020/21

GOVERNANCE STRUCTURE	FUNCTIONAL/ NOT FUNCTIONAL	NUMBER OF PLANNED MEETINGS	NUMBER OF MEETINGS HELD	INTERVENTIONS
Rules, Ethics, Bylaws and Policies	Not Functional	5	0	FRP
Local Geo. Name Change	Functional	4	3	
<b>Section 80</b>				
1. BTO	Functional	6	1	
2. Community Services	Not-functional	6	0	FRP /
3. Corporate Services and Planning and Economic Dev.	Not-functional	8	0	FRP
4. Technical Services	Functional	6	1	
5. Planning and Economic Development	Not-Functional	5	0	FRP

# FUNCTIONALITY OF STRUCTURES...


## Independent oversight committees

### PLANNED MEETINGS FOR 2020/21

GOVERNANCE STRUCTURE	FUNCTIONAL / NOT FUNCTIONAL	NUMBER OF PLANNED MEETINGS	NUMBER OF MEETINGS HELD	INTERVENTIONS
Audit and Performance Committee	Functional	5 (ordinary) 4 (special)	2 (ordinary) 1 (special)	N/A
Risk Committee	Functional	4	2	N/A
Committee, Disciplinary Board	Functional / newly appointed structure	1 (Section 106 Report, Resolution)	Date to be confirmed by the chair.	N/A

# 7. INSTITUTIONAL CAPACITY

**PERSONNEL IN KEY POSITIONS**



## INSTITUTIONAL CAPACITY (High level posts)

POSITION	STATUS	NAME OF OFFICIAL	GENDER	REASON FOR VACANCY AND MEASURES	HIGHEST QUALIFICATION	REGISTRATION WITH PROFESSIONAL BODIES	MINIMUM COMPETENCY (MFMA)	YEARS OF EXPERIENCE	APPOINTMENT DATE
<b>Municipal Manager</b>	Filled	GPN Mhlongo Ntshangase	Female		Senior Leadership Dev (NQF level 8) Development and management of Local Government (NQF level 8)  Bcom (Acc)		CPMD	15 Years	11 Aug 2017
<b>Director: Planning and Economic Development</b>	Filled	M.P Phosa	Male		MBA (NQF Level 9), Bsc (Honours) Urban and Regional Planning	Yes, Registered as a Professional Planner (SCAPLAN)	YES	11 Years	01 October 2019



## INSTITUTIONAL CAPACITY (High level posts)

POSITION	STATUS	NAME OF OFFICIAL	GENDER	REASON FOR VACANCY AND MEASURES	HIGHEST QUALIFICATION	REGISTRATION WITH PROFESSIONAL BODIES	MINIMUM COMPETENCY (MFMA)	YEARS OF EXPERIENCE	APPOINTMENT DATE
<b>Chief Financial Officer (CFO)</b>	MEC COGTA Secondment	Doctor L Shabangu	Male		MBA (NQF Level 9), B-Tech in Business Administration (NQF Level 8), 3 years National Diploma in Financial Management (NQF Level 6), Local Government Financial Management	Yes, South African Institute of Business Accountants (SAIBA), South African Institute of Tax Practitioners (SAIT)	YES	18 Years	15 June 2020
<b>Director: Community Services</b>	Filled	M.E Radebe	Female		Honours in Public Administration	NO	YES	5 Years	01/01/2015
<b>Director: Technical Services</b>	MEC COGTA Secondment	Kenneth Sithole	Male						

## INSTITUTIONAL CAPACITY (High level posts)

Post Designation	Vacant Date	Progress to date
Chief Financial Officer	20/10/2017	<ul style="list-style-type: none"> <li>• CFO Mr Morris resigned October 2017 And Deputy CFO acted in the Position.</li> <li>• The post was advertised in the City Press and closed on the 19th of March 2018 and shortlisting was done on the 18<sup>th</sup> of April 2018. Interviews held on the 17<sup>th</sup> of May 2018. recommended candidate Mr. Hlabathi declined citing political instability.</li> <li>• The post was re-advertised in the City Press and closed on the 11<sup>th</sup> March 2019 and shortlisting was done on the 11<sup>th</sup> of April 2019.</li> <li>• The post was re-advertised in the City Press and closed on 03<sup>rd</sup> November 2019, however no appointments were made.</li> <li>• In June 2020, MEC Cogta intervened and seconded <b>Mr. DL Shabangu</b> as CFO (A) for a period of <b>six (6) months</b> effective from 15 June until 15 December 2020. The Incumbent, Mr. DL Shabangu was seconded as guided by section 154 (1) and 155 (6) of the Constitution of the Republic of South Africa, 1996, read with section 105 (1) of the Local Government Municipal Systems Act, 2000 (Act No 32 of 2000).</li> <li>• The CFO position was advertised in the City Press on the 4<sup>th</sup> of October 2020 and closing date was the 26<sup>th</sup> of October 2020.</li> <li>• Recruitment process will be finalized by the end November 2020.</li> </ul>
Director : Technical Servicers	31/03/2020	<ul style="list-style-type: none"> <li>• Mr. Shai finished his contract 15 June 2018, The post was advertised in the City Press and closed on the 19th of March 2018 and shortlisting was done on the 18<sup>th</sup> of April 2018. Interviews held on the 17<sup>th</sup> of May 2018. recommended candidate Mr. Manqele declined citing political instability.</li> <li>• We re-advertise on 11<sup>th</sup> March 2019, shortlisting was done on the 11<sup>th</sup> April 2019, while interviews held on the 26<sup>th</sup> April 2019. And Mr. M Besani was recommended in 01<sup>st</sup> September 2019 And only joined the institution 1 November 2019. The incumbent stayed for only 5 months and resigned 1<sup>st</sup> March 2020.</li> <li>• Letter written on 25<sup>th</sup> March 2020 to COGTA requesting HOD for secondment of Acting HOD. The Incumbent Mr. K. Sithole resume his duties towards end of July 2020 and His assignment ends 31 December 2020.</li> <li>• The Director Technical Services position was advertised in the City Press on the 4<sup>th</sup> of October 2020 and closing date was the 26<sup>th</sup> of October 2020.</li> </ul>

## INSTITUTIONAL CAPACITY (High level posts)

Post Designation	Vacant Date	Progress to date
Director : Corporate Servicers	31/12/2018	<ul style="list-style-type: none"><li>• The post was advertised in the City Press and closed on the 11<sup>th</sup> March 2019 and shortlisting was done on the 14<sup>th</sup> April 2019. Interviews held on the 14<sup>th</sup> May 2019. Recommended Candidate rejected by deployment committee.</li><li>• The was re-advertised in the City Press and closed on 03<sup>rd</sup> November 2019.</li><li>• The Director Corporate Services position was advertised in the City Press on the 4<sup>th</sup> of October 2020 and closing date is the 26<sup>th</sup> of October 2020</li><li>• Recruitment process will be finalized by the end November 2020.</li></ul>

# 8. Interventions (section 139 and 154)

- The Executive Council of Mpumalanga Provincial Government intervened at the Municipality, in terms of Section 139(5)(a) of the Constitution read with Section 139 on the Municipal Financial Management Act.
- This intervention required that a financial recovery plan must be formulated. The plan was approved on 22 January 2019 by the MEC .
- The financial recovery plan was presented to Council and approved on the 27<sup>th</sup> of November 2019.
- MSIG support plan
- Deployment of two official from Cogta (Finance and Technical Services)
- Areas of focus for Financial Recovery Plan: Strengthening administration, governance and internal controls, Organisational restructuring and human resources, Local Economic Development, Revenue Management and Enhancement, Organisational restructuring and human resources, Service delivery and infrastructure management

# 9. Political infighting


- Since February 10, 2020 after a motion to remove the Executive Mayor and the Speaker was passed by Council, some Councillors of the ANC, DA, Civic Voice and EFF endorsed the motion. Political instability heightened until June 5, 2020.
- Special Council meeting was conveyed by COGTA on the 5<sup>th</sup> of June 2020. Executive Mayor and the Speaker were reinstated. 20 Councillors of the ANC supported the reinstatement and 10 Councillors of opposition did not support.
- Council meetings were not sitting between February to May 2020 due to quorum not formed and no office bearers at the time. This led to Cogta intervention to convene the Council meeting on the 5<sup>th</sup> of June 2020.

# 10. Service Delivery Protests

	Number	No. Addressed	No. outstanding
Protests	3 (total shutdown Lekwa Community Forum, Sanco, Ward 10 Community)	0	In-progress
Enquiries	7	7	0
Memorandums	3	3 (addressed serviced delivery measures)	In-progress

# 11. Operational constraints within the Municipality that impact on the delivery of quality services to communities

- Water and Sanitation
- Electricity
- Road Infrastructure (Storm water drainage, Potholes, Non-functional Traffic Lights)
- Waste Removal and Illegal Dumping



# 12. Measures to address service delivery challenges

## 12.1 Water and Sanitation



## INVESTMENT IN WATER PROJECTS IN THE 2016/2017 FINANCIAL YEAR

Item	Name of Project	Project Budget/ Cost	Funding Agent	Ward/s benefitting
1	Installation of six Boreholes in Rural Areas	R1m	MIG	12 & 13
2	Installation of water and Sanitation in informal settlements	R1,96m	MIG	1,3,5,6,7,11,14 & 15
3	Refurbishment of Rising Main line, Commissioning of 10 ML reservoir and Installation of gravity line to Standerton Extension 8	R9m	Department of Human Settlement	2,5,6,7,8,10

## INVESTMENT IN WATER PROJECTS IN THE 2017/2018 FINANCIAL YEAR

1	Refurbishment and upgrading of Standerton Water Treatment Works	R12m	MIG	1,2,3,4,5,6,7,8,10, 11 & 15
2	Hydrogeological studies for the Installation of Boreholes in Lekwa Municipality in farm areas	R0.8m	MIG	9,12 & 13
3	Installation of water services to informal settlements (Mandela Camp)	R1m	MIG	5
14	Installation of booster pumping units and dedicated line to supply water to Sivukile extensions 3 & 4	R2.8m	MIG	14

## INVESTMENT IN WATER PROJECTS IN THE 2017/2018 FINANCIAL YEAR

Item	Name of Project	Project Budget/ Cost	Funding Agent	Ward/s
1	Refurbishment and Upgrade of portions of the Standerton Water Treatment Plant (Repair and commissioning of filters) (Multi-year project implementation)	R2m	MIG	1,2,3,4,5,6,7,8,10,11 & 15
2	Installation of ten boreholes equipped with windmills and storage tanks in Lekwa Municipality in Farm areas (Multi-year project implementation)	R3.2m	MIG	9,12 & 13

## INVESTMENT IN WATER PROJECTS IN THE 2019/2020 FINANCIAL YEAR

1	Refurbishment and/or upgrade of the Standerton Water Treatment Works	R 4m	MIG	1,2,3,4,5,6,7,8,10,11 & 15
2	Refurbishment and upgrade of Morgenzon Water Supply	R4m	MIG	14
3	Completion and commissioning of Installation of ten Boreholes equipped with windmills and storage tanks in Lekwa Municipality in Farm areas (Multi-year project implementation)	R1.9m	MIG	9,12 & 13

## INVESTMENT IN SANITATION PROJECTS IN THE 2016/2017 FINANCIAL YEAR

Item	Name of Project	Project Budget/ Cost	Funding Agent	Ward/s benefitting
1	Standerton Waste Water Treatment Works Upgrade (Commissioning of Upgraded Inlet Works)	R7,4 m	MIG	1,2,3,4,5,6,7,8,10, 11 & 15

## INVESTMENT IN SANITATION PROJECTS IN THE 2017/2018 FINANCIAL YEAR


1	Refurbishment of the Rooikoppen pump station 1 and construction of booster pump station with a pumping main. (Multi Year Project)	R23.7m	WSIG	11
2	Re-construction of the Rooikoppen pump station 2 (Multi Year Project)	R12m	WSIG	11

## INVESTMENT IN SANITATION PROJECTS IN THE 2018/2019 FINANCIAL YEAR

Item	Name of Project	Project Budget/ Cost	Funding Agent	Ward/s
1	Refurbishment of the gML activated Sludge system at the Standerton Waste Water Treatment Works ( Multi Year Project)	R8,2m	MIG	1,2,3,4,5,6,7,8,10,11 & 15
2	Construction of a sewer main pipeline to link the Rooikoppen 2 sewer pump station to the hooster pump station	R9m	WSIG	11

## INVESTMENT IN SANITATION PROJECTS IN THE 2019/2020 FINANCIAL YEAR

1	Refurbishment and/or upgrade of the Standerton Waste Water Treatment Works (Completion of refurbishment work at the gML activated sludge system and fencing of critical components at the Standerton WWTW)	R7,4m	MIG	1,2,3,4,5,6,7,8,10,11 & 15
2	Desludging of rural VIP toilets	R1.86m	MIG	9,12 & 13



# Measures to address service delivery challenges

## 12.2 Electricity

# PROGRESS MADE IN ADDRESSING ELECTRICITY CHALLENGES

Project Number	Name of Project	Project Budget/ Cost	Ward/s benefitting	Financial year Implemented
<b>2016/2017</b>				
1	Sasol Electrification project (Upgrade of mini subs and replacement and upgrade of cables)	R17.3m	1,2,3,5,6 & 11	2016/2017
<b>2018/2019</b>				
1	Electrification of 500 RDP houses at Standerton ext 8	R4,050m	,8	2018/2019
2	Sasol Electrification project (Upgrade of mini subs and replacement and upgrade of cables)- Complete	R17.1m	1,2,3,5,6 & 11	
<b>2019/2020</b>				
1	Electrification of 250 RDP houses at Standerton ext 8	R4,050m	8	2019/2020


# IMPROVEMENT MEASURES (NEXT 3 FY FROM 2020/21 FY)

IDP No	Project name	2020/2021 FY	2021/2022 FY	2022/2023 FY
INEP 01	Construction of switching station at Standerton Extension 8, Electrification of RDPs in Standerton Extension 8 and electrification of rural houses	12,385,000	10,000,000	15,000,000

# MAINTENANCE BUDGET

Description	Approved Budget		Monthly Movement		YTD Actual	% R & M
	2020 - 21		September 2020			
Building & Structure	R	2,571,191.76	R	516.52	R 516.52	0%
Plant & Machinery	R	1,707,145.20	R	264,178.19	R 264,178.19	15%
Furniture & Fixtures	R	-	R	-	R -	0%
Motor Vehicle	R	8,212,000.00	R	267,937.39	R 267,937.39	3%
IT Equipments	R	-	R	-	R -	0%
Roads	R	1,667,855.08	R	1,000,000.00	R 1,000,000.00	60%
Electricity Network	R	15,000,000.00	R	3,192,614.01	R 3,192,614.01	21%
Waste Water Network	R	2,000,000.04	R	2,344.75	R 2,344.75	0%
Water Network	R	8,600,000.00	R	70,202.00	R 70,202.00	1%
Other, Property Plant & Equipment	R	5,100,000.00	R	-	R -	0%
	<b>R</b>	<b>44,858,192.08</b>	<b>R</b>	<b>4,797,792.86</b>	<b>R 4,797,792.86</b>	11%
<b>Total Expenditure</b>		<b>R 1,109,395,539.00</b>				
R & M YTD Expenditure	R	4,797,792.86				
R & M % Approved Budget		0%				





# Measures to address service delivery challenges

## 11.3 Waste Removal and Illegal Dumping

# Refuse Removal

- The Lekwa municipality have six trucks, three bought by the municipality, and the other three were donated by the Seriti mine.
- The arrangement with Seriti mine was that they will be responsible for the service and fuel for the donated trucks for the period of twelve months. Seriti Mine requested that they continue with the service and providing fuel after the 12-month period lapsed.
- The arrangement had a financial barring to the municipality, as Seriti wanted the trucks to be stationed at the Mine and be collected on daily basis, and the municipality had to pay an extra driver who had to collect the truck drivers from the mine.
- The municipality had to request that the trucks be station at the municipal stores to curb the issue of overtime.

# Equipment available for Refuse

- 6 refuse trucks (3 bought by the Municipality and 3 donated by Seriti)
- TLB (For landfill site, Illegal dumping and grave sites)
- Frontend Loader (Landfill site and illegal dumping)
- Dump Truck (Landfill site and Illegal dumping)
- Compactor Truck (Landfill site)

# Refuse Removal Cont.

## MUNICIPAL TRUCKS

- JSX 722 MP –Household collection (operational)
- JSX 731 MP –Business collection (operational)
- JSX 708 MP –Household (still in for service/not operational)

## SERITI TRUCKS

- Household Truck – On maintenance service
- Household Truck – On maintenance service
- Household Truck – On maintenance service

# 12. Conclusion

- Procurement of own fleet to cater for property plant and equipment.
- Implementation of cost curtailment measures.
- The Municipality has been experiencing challenges with the unfunded budget but through the support of Treasury we confirm that we have funded budget.
- **Support received through SLP:**
- Electricity Project – R34.4m Sasol
- Morgenzon Water Treatment - R9m – Seriti.
- Stormwater Drainage with the amount - R2m – Seriti.
- Commitment by Goldi - R10m to assist in service delivery issues.

**Thank You  
Siyabonga**

