

**2025 RDP
RECONSTRUCTION AND
DEVELOPMENT PROGRAMME FUND**

For the Year Ended 31 March 2025



national treasury

Department:
National Treasury
REPUBLIC OF SOUTH AFRICA

A **NATION** 
THAT **WORKS** FOR ALL 



2025 RDP
**RECONSTRUCTION AND
DEVELOPMENT PROGRAMME FUND**
for the year ended 31 March 2025

Published by National Treasury

Private Bag X115, Pretoria, 0001, South Africa | **Tel:** +27 12 315 5944 | **Fax:** +27 12 406 9055 | www.treasury.gov.za

Reconstruction And Development Programme Fund

Annual Financial Statements 31 March 2025

is also available on www.treasury.gov.za

ISBN: 978-1-83491-366-7 | RP: 387/2025

Layout: National Treasury Communications




national treasury

Department:
National Treasury
REPUBLIC OF SOUTH AFRICA



2025 RDP
**RECONSTRUCTION AND
DEVELOPMENT PROGRAMME FUND**
for the year ended 31 March 2025
TABLE OF CONTENTS

EXECUTIVE OVERVIEW.....	1
REPORT OF THE AUDITOR-GENERAL	11
ACCOUNTING OFFICER'S REVIEW	19
ACCOUNTING OFFICER'S APPROVAL	25
ANNUAL FINANCIAL STATEMENTS	29



EXECUTIVE OVERVIEW



national treasury
Department
National Treasury
REPUBLIC OF SOUTH AFRICA

EXECUTIVE OVERVIEW

FOR THE YEAR ENDED 31 MARCH 2025

The Reconstruction and Development Programme (RDP) was established in 1994 as South Africa's first comprehensive framework for social and economic transformation. Its purpose was to address the structural imbalances of the past by linking economic growth with social development and ensuring that improvements in the economy translated into better living conditions for all citizens.

The RDP was introduced to drive sustainable growth and to extend the benefits of development to every South African. Over the past 30 years, its priorities have focused on key areas such as housing, health, education, infrastructure and community development which resulted in:

- Provision of housing to millions of households
- Expanded access to clean water
- Increased access to electricity
- Growth in school enrolment
- Improved coverage of essential health services

This executive overview provides a summary of the RDP's achievements. By reflecting on both the progress made and the challenges that remain, it reaffirms the RDP as a foundation for building a more inclusive and sustainable future. The RDP Fund received grants and donations from various donors. These grants and donations increased by 65 percent during the 2024-2025 financial year and here are some of the achievements:

1. HEALTH SECTOR

The health sector received R2.4 million from the international community to support programmes aimed at:

- Accelerating prevention efforts to reduce new infections of Human Immunodeficiency Virus (HIV), Tuberculosis (TB), and Sexually Transmitted Infections (STIs);
- Reducing morbidity and mortality through the provision of treatment, care, and adherence support for all affected individuals;
- Ensuring that the response to HIV, TB, and STIs is grounded in human rights principles and approaches;
- Promoting leadership and shared accountability for a sustainable response to HIV, TB, and STIs;
- Mobilising resources and enhancing efficiencies to support the achievement of the National Strategic Plan (NSP) goals and ensure sustainability; and
- Strengthening strategic information systems to monitor and drive progress towards NSP targets.

In this regard, the programme achieved the following:

- 9,287 individuals in contact with TB patients began preventive therapy;
- 3,672 cases of rifampicin-resistant TB (RR-TB) and multidrug-resistant TB (MDR-TB) initiated second-line treatment;
- 4,067 TB cases with RR-TB and MDR-TB were officially notified; and
- the total number of notified TB cases, including bacteriologically confirmed and clinically diagnosed cases, reached 74,603.

EXECUTIVE OVERVIEW

FOR THE YEAR ENDED 31 MARCH 2025

2. ECONOMIC SECTOR - EU-SADC ECONOMIC PARTNERSHIP EMPLOYMENT PROGRAMME

The Agricultural and Economic sector received R130 million in donations from the European Union (EU) during the financial year ending 31 March 2025.

The programme aims to boost trade in high-quality agricultural products with the EU and the Southern African Development Community (SADC). Key initiatives include capacitating food testing laboratories, developing a livestock identification and traceability system, implementing South African legislation on Geographic Indicators (GIs) and providing advocacy training for communities to access EU markets.

Key achievements during the year include:

- Procurement of a High-Performance Liquid Chromatography system;
- Finalisation of the Combustion Protein Analyzer tender and appointment of the service provider; and
- Delivery of multi-tube and shaker vortex mixers, rotating carousel pipettes, pharmacy refrigerators and a chloride titrator.

3. SOCIAL SECTOR (GOVERNMENT TO GOVERNMENT (G2G))

The international community donated R120 million towards the social sector for the G2G Programme. The reporting period concluded as at 31 January 2025 following an administrative directive issued under President Donald Trump which instructed the United States Agency for International Development (USAID) to suspend funding for HIV organisations in South Africa.

The donations were allocated to the following National and Provincial departments:

- Basic Education;
- Social Development; and
- Health (Western Cape)

3.1. DEPARTMENT OF BASIC EDUCATION

Through the G2G Programme's support the Department of Basic Education:

- Upscaled the implementation of Comprehensive Sexual Education (CSE); and
- Strengthened HIV Prevention programmes, providing comprehensive education on sexuality as part of the curriculum.

EXECUTIVE OVERVIEW

FOR THE YEAR ENDED 31 MARCH 2025

Components of the programme were:

- Structured Advocacy sessions and Awareness Interventions;
- Peer Education and Club Development
- Health Screening and School-Based Support;
- Incident Reporting and Challenges;
- Referrals and Social Support;
- Academic Support and Enrichment;
- Stakeholder Involvement; and
- CSE.

The programme achieved the following:

- 2,246 advocacy sessions and 238 TB awareness sessions were held in schools;
- 57 active peer clubs raised awareness on bullying, safety in schools, nutrition and risky behaviours and emerging concerns such as substance abuse;
- 2,727 peer educators were trained, creating safe spaces for learners to discuss challenges such as substance abuse, mental health and personal safety;
- 2,542 health screenings on HIV/AIDS, TB and STIs were conducted;
- 1,682 referrals were made, including support for Antiretroviral Therapy (ART) and Pre-Exposure Prophylaxis (PrEP);
- 134 learner pregnancy cases and 738 learner cases of substance abuse were reported for immediate intervention;
- 470 learner health related referrals and 290 psycho-social referrals were made;
- Uniforms, dignity packs and counselling services were provided by the South African Social Security Agency (SASSA) and the Department of Social Development (DSD)
- 561 learners received Identity documents, and 182 birth certificates were issued through Home Affairs mobile units;
- 6,335 learners received academic support through study groups, reading clubs and World Read Aloud day events; and
- CSE was implemented across all districts.

EXECUTIVE OVERVIEW

FOR THE YEAR ENDED 31 MARCH 2025

3.2. DEPARTMENT OF SOCIAL DEVELOPMENT

The programme is aimed at strengthening primary prevention of sexual violence and HIV among 10- to 18-year-olds and link beneficiaries to the 95-95-95 clinical cascade, using social and behaviour change initiatives such as YOLO and Chommy;

Some of the achievements were:

- 142 officials were trained through LIVES CC, aimed at providing first-line support to children and adolescents who have experienced violence under USAID's HIV programme;
- Let's build training was also offered at Ikusasa Lethu NPO;
- Site visits were conducted to support project implementation, and materials such as Chommy manuals were provided;
- Psycho-social, nutritional, educational, and welfare support was provided to Chommy and YOLO beneficiaries and their families;
- Workshops were conducted to educate parents on HIV/AIDS, gender-based violence (GBV), teenage pregnancy, parenting skills, and other social issues affecting children and youth;
- Stakeholder relationships were strengthened across districts, improving bidirectional referral systems;
- Clinics conducted health talks in conjunction with World AIDS Day, reaching 50 beneficiaries and promoting awareness of HIV Testing Services (HTS), sexual and reproductive health, and primary healthcare; and
- A total of 8,881 comprehensive care beneficiaries were reached.

It should be noted that the Department received a letter from USAID regarding the termination of the G2G Award following the completion of the U.S. programmatic review. Alternative funding mechanisms will need to be identified to sustain programme implementation at the community level.

3.3. DEPARTMENT OF HEALTH (WESTERN CAPE)

The overall objective of the programme is to implement the G2G initiative in the Western Cape province, supporting the identification, initiation, and retention of patients on HIV, Tuberculosis (TB), and COVID-19 treatment and prevention, in alignment with the province's community-oriented primary care programme. The following were achieved:

- The Targeted Universal TB testing (TUTT) was implemented by the Medical Health Services (MHS) with 6,924 clients tested through community TUTT initiatives;
- Development of a TB Nucleic Acid Amplification Test (NAAT) dashboard by the Provincial Health Data Centre (PHDC) to monitor testing in key risk groups, track numbers and identify gaps;
- Procurement of equipment and supplies, and training of Community Health Workers (CHWs);
- Appointment of Medical Officers to support programme activities;
- Procurement of laptops and N95 fit test kits;
- Provision of clinical training and mentorship for nurses;
- Enhanced service delivery and implementation of a coordinated response to infectious diseases including HIV/AIDS, TB, and COVID-19;

EXECUTIVE OVERVIEW

FOR THE YEAR ENDED 31 MARCH 2025

- Provision of mentorship and governance support to all PHC facilities; and
- Addressing barriers affecting client and health worker behaviours to promote sustainable health outcomes and long-term improvements in healthcare systems.

4. EDUCATION FOR EMPLOYABILITY (E4E) PROGRAMME

The Social Sector received R77 million from international donors in the 2024/25 financial year to support the E4E Programme, implemented jointly by the Department of Basic Education (DBE) and the Department of Employment and Labour (DEL).

The programme aims to improve the quality of basic education, vocational training and job placement services. It supports learners from early childhood through adolescence, equipping them with the skills and attributes needed for employment. The programme also strengthens coordination across education, training and public employment services. This creates a seamless pathway from education and training to work, particularly for disadvantaged youth.

Through DEL, the following achievements were made:

- 9 job fairs were held to provide learners from local schools, including special needs schools, with career information across various fields;
- Job shadowing and "Take a Child to Work" programmes were conducted to give learners an in-depth understanding of careers of interest;
- learners from local Technical and Vocational Education and Training (TVET) institutions received career guidance and assistance with applications for enrolment in higher education institutions; and
- Workshop dialogues were conducted to explore the challenges faced by learners with disabilities during the transition from schooling to employment.

Through DBE, the following achievements were made:

- Improved coordination and policy coherence across departments;
- Strengthened the department's capacity for effective programme implementation; and
- Enhanced learners' access to diverse educational pathways, better preparing them for the workforce or further studies.

Other outcomes were:

- Teacher upskilling initiatives in vocational and occupational learning pathways were funded;
- Training modules were developed in collaboration with industry partners;
- Support was provided for the digitisation of learning materials, system access, and learner engagement;
- A Three Stream Model (TSM) implementation framework and funding model were developed with guidance from E4E programme technical advisors;
- Monitoring and Evaluation systems were strengthened to track learner progress; and
- Multi-stakeholder forums were facilitated to bring together national, provincial, and local government, the private sector, and civil society, aligning education with employability goals.

EXECUTIVE OVERVIEW

FOR THE YEAR ENDED 31 MARCH 2025

5. EMPLOYMENT PROMOTION THROUGH SMALL, MICRO, AND MEDIUM

ENTERPRISES (EDSE)

The international community contributed R59 million towards the EDSE programme. The programme's primary purpose is to support inclusive and sustainable economic growth and employment creation, aligned with the objectives of the National Development Plan (NDP).

To contribute towards the NDP the following activities were undertaken:

- Enhancing the competitiveness of Small, Medium, and Micro Enterprises (SMMEs) and enabling them to meet procurement requirements of large multinational and local corporations, government and state-owned enterprises;
- Improving access to finance for SMMEs with limited or no access to funding; and
- Strengthening the regulatory and administrative environment for SMMEs;

The EDSE Programme had the following achievements:

- Built institutional capacity in the Department of Small Business Development (DSBD) and the Small Enterprise Development Agency (SEDA);
- Developed innovative platforms and systems to support Business Development Support (BDS) delivery, with system design and functionality near completion;
- Enhanced capacity in Department of Agriculture, Land Reform and Rural Development (DALRRD) to support agri-businesses in participating in targeted agri-value chains and complying with food safety market requirements;
- Approved and signed a Memorandum of Agreement (MOU) and Service Level Agreement (SLA) between DALRRD and the South African Bureau of Standards (SABS).
- Trained a total of 1,304 agropreneurs during the programme.
- Finalised business requirements specifications for the C-LIMS.
- Established the South African Regulatory Food Testing (SA-RTFL) forum.
- Strengthened Small Enterprise Finance Agency (SEFA) lending operations to provide financial products and services to SMMEs;
- Increased financing opportunities for SMMEs from credit guarantees, micro finance and wholesale lending operations;
- Facilitate effective policy dialogues between public and private sectors on SMME policy, strategy, plans and regulations; and
- Strengthened capacity for red tape reduction, monitoring, reporting and evaluation;
- DALRRD provided food safety and HACCP certification training to 145 agropreneurs and 19 provincial officials;

EXECUTIVE OVERVIEW

FOR THE YEAR ENDED 31 MARCH 2025

- Developed and printed a food safety brochure in collaboration with the Technical Assistance Team (TAT), DALRRD, and SEDA for distribution to SMMEs involved in food safety training; and
- Hosted 9 Job fairs providing learners from various schools with career information.

6. SYSTEMIC IMPROVEMENT OF LANGUAGE AND NUMERACY (SILN) IN THE FOUNDATION PHASE

The Department received R36 million from international donors during the 2024/25 financial year to support the Systemic Improvement of Language and Numeracy programme in the foundation phase.

The programme is structured around four main components aimed at enhancing the quality of education in foundation phase classrooms, particularly focusing on literacy, numeracy and the development of leadership within the school management. Below are the main components:

- Provision of a structured learning programme, through the printing and distribution of resource materials, and the procurement and delivery of mathematics manipulatives;
- School Management Team (SMT) Curriculum Leadership Training for School Management Teams to enhance leadership and instructional practices; and
- Provision of work opportunities that supports foundation phase literacy and numeracy, including assigning Early Grade Youth Assistants (EGYAs) to 20 schools to assist teachers.

Achievements made by the programme were:

- Procurement and delivery of mathematics manipulatives to schools were completed;
- Early Grade Youth Assistants (EGYA) were assigned to 20 schools to support teachers with literacy and numeracy;
- Subject Advisors received training on the use of classroom library boxes;
- A collaborative workshop was conducted to ensure SMT module readiness for submission to the South African Council for Educators (SACE);
- A task team was established to monitor the implementation of SMT training;
- SMT training modules for school Principals and Deputy Principals were successfully delivered; and
- The DBE conducted monitoring visits to the schools where EGYA were placed.

7. NATIONAL TREASURY

The finance sector received R35 million during the 2024/25 financial year to support the Infrastructure Delivery Management System (IDMS) and continued development of the Infrastructure Delivery Management System Body of Knowledge (IDMSBOK).

EXECUTIVE OVERVIEW

FOR THE YEAR ENDED 31 MARCH 2025

The objectives of the programme are:

- To institutionalise the IDMS methodology across all three spheres of Government through the development of IDMSBOK capturing all infrastructure-related knowledge in a dynamic, interactive, and systematic way; and
- To enhance the capacity of infrastructure practitioners within national, provincial, and local government, providing guidance and standard operating procedures to improve accountability and execution of infrastructure delivery through the:
 - IDMS and IDM Toolkit enhancement;
 - Dynamic Knowledge transfer;
 - IDMS Curricula development;
 - IDMS Information Technology (IT) System including a dynamic interactive IT platform and Help and Support Desk function; and
 - Programme Support Office.

The following were the major achievements:

- IDMSBOK IT Platform (website) went live;
- Piloting of Unit Standard Learning Programmes was completed;
- The Framework for Infrastructure Delivery and Procurement Management (FIDPM) supporting documents were developed and deployed for use by public sector infrastructure practitioners;
- A functional Help and Support Desk was established to support the entire infrastructure cluster; and
- The IDMS Management Companion was developed and deployed, providing practitioners with a comprehensive guide to the IDMSBOK.

8. FORESTRY, FISHERIES AND ENVIRONMENT - STRENGTHENING INSTITUTIONS, INFORMATION MANAGEMENT AND MONITORING TO REDUCE THE RATE OF ILLEGAL WILDLIFE TRADE IN SOUTH AFRICA PROJECT

The Department of Forestry, Fisheries and the Environment received R31 million in funding from international donors during the 2024/25 financial year. The following were objectives for programme:

- Reduce the rate of illegal wildlife trade by strengthening institutions, improving data collection and analysis, and encouraging targeted community participation;
- Increase the capacity of the Scientific Authority of South Africa (SAoSA) to manage legal and sustainable wildlife trade;
- Train SAoSA members in effective wildlife trade monitoring and assessment;
- Establish a centralised system for monitoring wildlife in trade;
- Provide skilled technical support through internal software developers for the national CITES e-permitting system;

EXECUTIVE OVERVIEW

FOR THE YEAR ENDED 31 MARCH 2025


- Co-develop key guiding principles and project activities with target communities; and
- Strengthen the Environmental Monitors Programme in collaboration with South African National Parks (SANParks), Peace Parks Foundation (PPF), and the South African Wildlife College (SAWC).

The following were achieved during the reporting period:

- A decrease in illegal wildlife trade involving rhinos, elephants, cheetahs, and leopards compared with baseline levels;
- No fraudulent documents related to wildlife exports from South Africa were identified at international ports;
- Significant reduction in rhino poaching during the reporting period;
- 147 young professionals were deployed to provincial management authorities and SANParks;
- An induction course was finalised and made available on the e-learning platform;
- The South African Wildlife Population System (SAWPS) was designed, developed, and is fully operational; and
- 74 Environmental Monitors were appointed from neighbouring villages along the Kruger National Park fence.

EXECUTIVE OVERVIEW

FOR THE YEAR ENDED 31 MARCH 2025



**REPORT OF THE AUDITOR-GENERAL
TO PARLIAMENT ON THE
RECONSTRUCTION AND DEVELOPMENT
PROGRAMME FUND**



national treasury
Department
National Treasury
REPUBLIC OF SOUTH AFRICA

REPORT OF THE AUDITOR-GENERAL TO PARLIAMENT ON THE RECONSTRUCTION AND DEVELOPMENT PROGRAMME FUND

FOR THE YEAR ENDED 31 MARCH 2025

REPORT ON THE AUDIT OF THE FINANCIAL STATEMENTS

OPINION

1. I have audited the financial statements of the Reconstruction and Development Programme Fund (RDP Fund) set out on pages 30 to 41, which comprise the statement of financial position as at 31 March 2025, statement of financial performance, statement of changes in net assets and the cash flow statement for the year then ended, including a summary of significant accounting policies.
2. In my opinion, the financial statements present fairly, in all material respects, the financial position of the Reconstruction and Development Programme Fund as at 31 March 2025 and its financial performance and cash flows for the year then ended in accordance with the applicable financial reporting framework of GRAP and the requirements of the Reconstruction and Development Programme Fund Act 7 of 1994, as amended in terms of Act 79 of 1998.

BASIS FOR OPINION

3. I conducted my audit in accordance with the International Standards on Auditing (ISAs). My responsibilities under those standards are further described in the responsibilities of the auditor-general for the audit of the financial statements section of my report.
4. I am independent of the RDP Fund in accordance with the International Ethics Standards Board for Accountants' *International Code of Ethics for Professional Accountants (including International Independence Standards)* (IESBA code) as well as other ethical requirements that are relevant to my audit in South Africa. I have fulfilled my other ethical responsibilities in accordance with these requirements and the IESBA code.
5. I believe that the audit evidence I have obtained is sufficient and appropriate to provide a basis for my opinion.

RESPONSIBILITIES OF THE ACCOUNTING OFFICER FOR THE FINANCIAL STATEMENTS

6. The accounting officer is responsible for the preparation and fair presentation of the financial statements in accordance with the applicable financial reporting framework of GRAP and the requirements of the Reconstruction and Development Programme Fund Act 7 of 1994, as amended in terms of Act 79 of 1998, and for such internal control as the accounting officer determines is necessary to enable the preparation of financial statements that are free from material misstatement, whether due to fraud or error.
7. In preparing the financial statements, the accounting officer is responsible for assessing the Fund's ability to continue as a going concern; disclosing, as applicable, matters relating to going concern; and using the going concern basis of accounting unless the appropriate governance structure either intends to liquidate the Fund or to cease operations, or has no realistic alternative but to do so.

REPORT OF THE AUDITOR-GENERAL TO PARLIAMENT ON THE RECONSTRUCTION AND DEVELOPMENT PROGRAMME FUND

FOR THE YEAR ENDED 31 MARCH 2025

RESPONSIBILITIES OF THE AUDITOR-GENERAL FOR THE AUDIT OF THE FINANCIAL STATEMENTS

8. My objectives are to obtain reasonable assurance about whether the financial statements as a whole are free from material misstatement, whether due to fraud or error; and to issue an auditor's report that includes my opinion. Reasonable assurance is a high level of assurance but is not a guarantee that an audit conducted in accordance with the ISAs will always detect a material misstatement when it exists. Misstatements can arise from fraud or error and are considered material if, individually or in aggregate, they could reasonably be expected to influence the economic decisions of users taken on the basis of these financial statements.
9. A further description of my responsibilities for the audit of the financial statements is included in the annexure to this auditor's report. This description, which is located at page 4 of the annexure to the auditor's report, forms part of my auditor's report.

REPORT ON COMPLIANCE WITH LEGISLATION

10. In accordance with the PAA and the general notice issued in terms thereof, I must audit and report on compliance with applicable legislation relating to financial matters, financial management and other related matters. The accounting officer is responsible for the Fund's compliance with legislation.
11. I performed procedures to test compliance with selected requirements in key legislation in accordance with the findings engagement methodology of the Auditor-General of South Africa (AGSA). This engagement is not an assurance engagement. Accordingly, I do not express an assurance opinion or conclusion.
12. Through an established AGSA process, I selected requirements in key legislation for compliance testing that are relevant to the financial management of the Fund, clear to allow consistent measurement and evaluation, while also sufficiently detailed and readily available to report in an understandable manner. The selected legislative requirements are included in the annexure to this auditor's report.
13. I did not identify any material non-compliance with the selected legislative requirements.

OTHER INFORMATION IN THE ANNUAL REPORT

14. The accounting officer is responsible for the other information included in the annual report. The other information does not include the financial statements and the auditor's report.
15. My opinion on the financial statements and compliance with legislation I do not cover the other information included in the annual report and I do not express an audit opinion or any form of assurance conclusion on it.
16. My responsibility is to read this other information and, in doing so, consider whether it is materially inconsistent with the financial statements or my knowledge obtained in the audit, or otherwise appears to be materially misstated.

REPORT OF THE AUDITOR-GENERAL TO PARLIAMENT ON THE RECONSTRUCTION AND DEVELOPMENT PROGRAMME FUND

FOR THE YEAR ENDED 31 MARCH 2025

17. I did not receive the other information prior to the date of this auditor's report. When I do receive and read this information, if I conclude that there is a material misstatement therein, I am required to communicate the matter to those charged with governance and request that the other information be corrected. If the other information is not corrected, I may have to retract this auditor's report and re-issue an amended report as appropriate. However, if it is corrected this will not be necessary.

INTERNAL CONTROL DEFICIENCIES

18. I considered internal control relevant to my audit of the financial statements and compliance with applicable legislation; however, my objective was not to express any form of assurance on it.
19. I did not identify any significant deficiencies in internal control.

Auditor-General

Pretoria

28 November 2025



AUDITOR - GENERAL
SOUTH AFRICA

Auditing to build public confidence

REPORT OF THE AUDITOR-GENERAL TO PARLIAMENT ON THE RECONSTRUCTION AND DEVELOPMENT PROGRAMME FUND

FOR THE YEAR ENDED 31 MARCH 2025

ANNEXURE TO THE AUDITOR'S REPORT

The annexure includes the following:

- The auditor-general's responsibility for the audit
- The selected legislative requirements for compliance testing

AUDITOR-GENERAL'S RESPONSIBILITY FOR THE AUDIT

PROFESSIONAL JUDGEMENT AND PROFESSIONAL SCEPTICISM

As part of an audit in accordance with the ISAs, I exercise professional judgement and maintain professional scepticism throughout my audit of the financial statements and the procedures performed on the RDP's compliance with selected requirements in key legislation.

FINANCIAL STATEMENTS

In addition to my responsibility for the audit of the financial statements as described in this auditor's report, I also:

- identify and assess the risks of material misstatement of the financial statements, whether due to fraud or error; design and perform audit procedures responsive to those risks; and obtain audit evidence that is sufficient and appropriate to provide a basis for my opinion. The risk of not detecting a material misstatement resulting from fraud is higher than for one resulting from error, as fraud may involve collusion, forgery, intentional omissions, misrepresentations or the override of internal control
- obtain an understanding of internal control relevant to the audit in order to design audit procedures that are appropriate in the circumstances, but not for the purpose of expressing an opinion on the effectiveness of the RDP fund's internal control
- evaluate the appropriateness of accounting policies used and the reasonableness of accounting estimates and related disclosures made
- conclude on the appropriateness of the use of the going concern basis of accounting in the preparation of the financial statements. I also conclude, based on the audit evidence obtained, whether a material uncertainty exists relating to events or conditions that may cast significant doubt on the ability of the RDP fund to continue as a going concern. If I conclude that a material uncertainty exists, I am required to draw attention in my auditor's report to the related disclosures in the financial statements about the material uncertainty or, if such disclosures are inadequate, to modify my opinion on the financial statements. My conclusions are based on the information available to me at the date of this auditor's report. However, future events or conditions may cause the RDP fund to cease operating as a going concern
- evaluate the overall presentation, structure and content of the financial statements, including the disclosures, and determine whether the financial statements represent the underlying transactions and events in a manner that achieves fair presentation.

REPORT OF THE AUDITOR-GENERAL TO PARLIAMENT ON THE RECONSTRUCTION AND DEVELOPMENT PROGRAMME FUND

FOR THE YEAR ENDED 31 MARCH 2025

COMMUNICATION WITH THOSE CHARGED WITH GOVERNANCE


I communicate with the accounting officer regarding, among other matters, the planned scope and timing of the audit and significant audit findings, including any significant deficiencies in internal control that I identify during my audit.

I also provide the accounting officer with a statement that I have complied with relevant ethical requirements regarding independence and communicate with them all relationships and other matters that may reasonably be thought to bear on my independence and, where applicable, actions taken to eliminate threats or safeguards applied.

COMPLIANCE WITH LEGISLATION – SELECTED LEGISLATIVE REQUIREMENTS

The selected legislative requirements are as follows:

LEGISLATION	SECTIONS OR REGULATIONS
Reconstruction and development programme Fund Act No 7 of 1994	Section 4 Section 6



ACCOUNTING OFFICER'S REVIEW



national treasury
Department
National Treasury
REPUBLIC OF SOUTH AFRICA

ACCOUNTING OFFICER'S REVIEW

FOR THE YEAR ENDED 31 MARCH 2025

The Reconstruction and Development Programme Fund (RDP Fund) was established on 1 November 1994 in terms of the Reconstruction and Development Programme Fund Act, 1994 (Act No 7 of 1994) (RDP Act). An amended Act was promulgated on 28 October 1998 (Act No 79 of 1998).

The income of the RDP Fund consists of government grants and donations received. Although donor countries and spending agencies follow up continuously on deposits made into the RDP fund it was not feasible for the fund to institute accounting controls over funds received from donors before initial entry of the receipts in the accounting records.

The RDP Fund showed increased activity during the 2024/25 financial year. Grants and donations received, increased by 65% (compared to 2023/24) to R2 840 million from R1 720 million. Technical assistance represents a significant proportion of foreign aid, and a number of donors do not allow South African Spending Agencies to assume responsibility for the financial management of ODA.

Total funds accumulated in the RDP Fund increased from R5 002 million to R6 114 million in 2024/25. This amount consists of a capital element of R2 783 million, and interest accrued on capital invested totalling R3 331 million.

The amounts transferred to the Spending Agencies from the RDP Fund increased by 23% when compared to 2023/24 from R2 474 million to R3 041 million. As numerous programmes are approaching their close-out phases most of the funds have been disbursed to the spending agencies. Of the said transfers, 86% (2023/24: 98%) was from grants and donations received during the year. These transfers enabled Spending Agencies to initiate and implement programmes in various sectors.

The main reasons why there is no immediate disbursement from the RDP Fund account to South African Spending Agencies are:

- Donors deposit funds into the RDP Fund prior to the project commencement whilst spending is spread over the life of the project.
- Time lags exist between deposits and transfer payments as most deposits into the RDP Fund account are prior to transfer payments being made to South African Spending Agencies.
- Funds in the RDP Fund account are transferred to Spending Agencies on their request. Until required, such funds are invested with the Public Investment Corporation (PIC) to earn interest.
- Donor-supported development projects are sometimes implemented slower than originally envisaged due to capacity constraints in implementing agencies and/or donor institutions, unrealistic planning and/or complicated implementation modalities in cases where donor rules and procedures have to be followed. All these factors can contribute to funds remaining in the RDP Fund account longer than planned.

The tables below reflect grants and donations. The amounts received for the year exclude interest, whilst amounts transferred for the year may include interest accrued and surrenders from Spending Agencies. Accumulated funds as at 31 March 2025 are net of refunds to donors and include interest accrued.

ACCOUNTING OFFICER'S REVIEW

FOR THE YEAR ENDED 31 MARCH 2025

TABLE 1

Analysis of Grants and Donations by Spending Agency for the various programmes:

	TRANSFERRED FOR THE YEAR				ACCUMULATED FUNDS AS AT 31 MARCH 2025			
	2024/25		2023/24		2024/25		2023/24	
	R'm	%	R'm	%	R'm	%	R'm	%
Health	2 429	80	1 689	68	207	4	198	4
Basic Education	135	4	77	4	267	5	298	7
Agriculture, Land Reform and Rural Development	130	4	82	3	454	9	318	7
National Treasury	70	2	159	6	2 581	49	2 333	51
Small Business Development	60	2	75	3	102	2	106	2
Forestry, Fisheries and Environment	54	2	75	3	133	3	107	2
Social Development	41	1	69	3	46	1	10	-
Employment and Labour	34	1	60	2	30	1	28	1
Health (Western Cape)	29	1	21	1	-	-	-	-
Economic Development and Tourism (KZN)	17	1	-	-	-	-	-	-
Higher Education and Training	14	1	20	1	465	9	419	9
Various Departments	11	-	4	-	127	2	119	3
Health - Eastern Cape	10	1	-	-	-	-	-	-
Women, Youth and Persons with Disabilities	-	-	53	2	75	1	-	-
Justice and Constitutional Development	-	-	15	1	111	2	89	2
Mineral Resources and Energy	-	-	-	-	159	3	147	3
Home Affairs	-	-	18	1	-	-	-	-
Science, Innovation and Technology	-	-	56	2	202	4	119	3
Tourism	-	-	-	-	21	-	20	-
Transport	-	-	-	-	20	-	19	-
Trade, Industry and Competition	-	-	-	-	79	1	76	2
Water Affairs and Sanitation	-	-	-	-	23	-	21	-
Public Works	-	-	-	-	111	2	102	2
International Relations and Cooperation (DIRCO)	-	-	-	-	35	1	29	1
Cooperative Governance and Traditional Affairs	-	-	-	-	32	1	30	1
SUBTOTAL	3 034	100	2 473	100	5 280	100	4 588	100
Receivables From departments	-	-	-	-	841	-	414	-
Account Payable	7	-	1	-	(7)	-	(1)	-
Bank	-	-	-	-	1	-	1	-
TOTAL	3 041	100	2 474	100	6 114	100	5 002	100

ACCOUNTING OFFICER'S REVIEW

FOR THE YEAR ENDED 31 MARCH 2025

TABLE 2

Programmes for which Grant and Donations were received:

	RECEIVED FOR THE YEAR				TRANSFERRED FOR THE YEAR			
	2024/25		2023/24		2024/25		2023/24	
	R'm	%	R'm	%	R'm	%	R'm	%
ZAF-C-NDOHP01-D02.0.2	2 219	78	1 542	89	-	-	-	-
To Support the Transformation of the Wines and Spirits sector in South Africa	194	7	-	-	-	-	82	3
Government to Government (Milestone 1 and 2)	123	4	61	4	123	4	80	3
Education for Employability	73	3	-	-	81	3	109	4
National System Innovation	69	2	-	-	-	-	40	2
Gender Equality and Women Empowerment Programme Sector Reform Performance Contract (GEWE)	48	2	-	-	-	-	73	3
Strengthening Institutions, Information Management and Monitoring to reduce the rate of illegal wildlife trade in South Africa project	44	2	-	-	32	1	-	-
Catalyzing Financing and Capacity for the Biodiversity Economy around protected Areas	22	1	35	2	22	1	46	2
SECO-Local Economic Development Support Programme	17	1	-	-	17	1	-	-
COAG I and II	11	-	33	2	25	1	33	1
Improving HIV/TB Policy Implementation in the Eastern Cape Province in SA	10	-	-	-	10	-	-	-
Various other projects	10	-	12	1	36	1	46	2
Support to the Refugees Appeal Authority	-	-	18	1	-	-	18	1
EU-SADC Economic Partnership Employment Programme	-	-	19	1	130	4	-	-
The infrastructure Delivery Management System and Continued development of supportive body of knowledge	-	-	-	-	35	1	31	1
Systemic Improvement of Language and Numeracy in the Foundation Phase	-	-	-	-	36	1	23	1
iThemba Phakama People Model Development and Inclusive Environmental Economic Growth	-	-	-	-	-	-	17	1
Programme for Legal Empowerment and access to Justice (PLEAJ)	-	-	-	-	-	-	15	1
ZAF-C-NDOHP02-D01.0.4	-	-	-	-	2 404	79	1 656	67
Public Financial Management Capacity Building for improved service delivery	-	-	-	-	-	-	11	-
Employment Promotion through Small, Micro and Medium Enterprises (SMME'S)	-	-	-	-	60	2	75	3
GBS 5th Call Municipalities	-	-	-	-	23	1	104	4
Green Economy for Development Programme	-	-	-	-	-	-	14	1
SUB TOTAL	2 840	100	1 720	100	3 034	100	2 473	100
Account Payable	-	-	-	-	7	-	1	-
TOTAL	2 840	100	1 720	100	3 041	100	2 474	100


ACCOUNTING OFFICER'S REVIEW

FOR THE YEAR ENDED 31 MARCH 2025

TABLE 3

Analysis of Grants and Donations by Donor:

	RECEIVED FOR THE YEAR				ACCUMULATED FUNDS AS AT 31 MARCH 2025			
	2024/25		2023/24		2024/25		2023/24	
	R'm	%	R'm	%	R'm	%	R'm	%
Global Fund	2 219	78	1 542	89	66	1	19	-
EU	384	14	22	1	4 424	84	3 797	83
USAID	123	4	61	4	70	1	35	1
United Nations	44	2	-	-	50	1	32	1
World Bank (IBRD)	22	1	33	2	25	-	-	-
CDC of United States	21	1	33	2	-	-	-	-
Switzerland	17	-	-	-	-	-	-	-
Various Donors	10	-	11	1	460	9	506	12
UNHCR	-	-	18	1	-	-	-	-
Flanders/Flemish	-	-	-	-	22	-	21	-
China	-	-	-	-	-	-	19	-
Greece	-	-	-	-	-	-	40	1
Germany (GIZ)	-	-	-	-	15	-	15	-
African Renaissance Fund	-	-	-	-	14	-	13	-
UNDP	-	-	-	-	11	-	-	-
France	-	-	-	-	20	-	20	-
Belgium	-	-	-	-	28	1	26	1
DFID/UK	-	-	-	-	28	1	21	-
UNEP	-	-	-	-	26	1	24	1
Road Accident Funds (RAF)	-	-	-	-	21	1	-	-
SUBTOTAL	2 840	100	1 720	100	5 280	100	4 588	100
Receivables from departments	-	-	-	-	841	-	414	-
Bank	-	-	-	-	1	-	1	-
Account Payable	-	-	-	-	(7)	-	(1)	-
TOTAL	2 840	100	1 720	100	6 114	100	5 002	100



ACCOUNTING OFFICER'S APPROVAL




national treasury
Department
National Treasury
REPUBLIC OF SOUTH AFRICA

ACCOUNTING OFFICER'S APPROVAL

FOR THE YEAR ENDED 31 MARCH 2025

The Final annual financial statements have been approved by the Accounting Officer.



MOIPONE RAMOIPONE

Acting Accounting Officer

Date: 28 November 2025

ACCOUNTING OFFICER'S APPROVAL

FOR THE YEAR ENDED 31 MARCH 2025

2025 RDP

**ANNUAL
FINANCIAL
STATEMENTS**

TABLE OF CONTENTS

Statement of financial position	30
Statement of financial performance.....	31
Cash flow statement.....	32
Statement of changes in net assets	33
Notes to the annual financial statements.....	34
Disclosure notes to the annual financial statements.....	40

STATEMENT OF FINANCIAL POSITION

AS AT 31 MARCH 2025

	Notes	2025 R'000	2024 R'000
ASSETS			
Current assets		6 120 971	5 002 669
Cash and Cash Equivalents	2	5 279 562	4 587 792
Receivables	3	841 409	414 877
Total Assets		6 120 971	5 002 669
Current liabilities			
Funds awaiting distribution		6 120 971	5 002 669
Payable	5.1 7	6 113 963 7 007	5 000 826 1 844
Total liabilities		6 120 971	5 002 669

STATEMENT OF FINANCIAL PERFORMANCE

AS AT 31 MARCH 2025

	Notes	2025 R'000	2024 R'000
REVENUE FROM NON-EXCHANGE TRANSACTIONS		-	-
EXPENSES		-	-
Funding of Reconstruction and Development Programme projects and programmes		-	-
Surplus/(deficit) for the period		<u>-</u>	<u>-</u>

CASH FLOW STATEMENT

FOR THE YEAR ENDED 31 MARCH 2025

	Notes	2025 R'000	2024 R'000
Cash flow from operating activities			
Cash Receipts		3 747 387	2 556 482
Grants and Donations		3 314 228	2 148 178
Interest received		433 160	408 304
Cash Payments		(3 055 618)	(2 507 660)
Cash Paid to Spending Agencies		(3 055 618)	(2 507 660)
Cash flow from operating activities	6	691 770	48 822
Cashflow from investing activities		-	-
Cash flows from financing activities		-	-
Net increase/(decrease) in cash and cash equivalents for the year		691 770	48 822
Cash and cash equivalents at the beginning of the year	2	<u>4 587 792</u>	<u>4 538 971</u>
		<u>5 279 562</u>	<u>4 587 792</u>

STATEMENT OF CHANGES IN NET ASSETS

FOR THE YEAR ENDED 31 MARCH 2025

	2025 R'000
Balance at 31 March 2021	-
Surplus/(deficit) for the year	-
Balance at 31 March 2022	-
Surplus/(deficit) for the year	-
Balance at 31 March 2023	-
Surplus/(deficit) for the year	-
Balance at 31 March 2024	-
Surplus/(deficit) for the year	-
Balance at 31 March 2025	-

NOTES TO THE ANNUAL FINANCIAL STATEMENTS

FOR THE YEAR ENDED 31 MARCH 2025

1. BASIS OF PRESENTATION

The summary of principal accounting policies is presented to assist in the evaluation and appreciation of the annual financial statements. The financial statements are prepared on a going concern basis, using the historical cost basis except where stated otherwise. The financial statements have been prepared in accordance with the Standards of Generally Recognised Accounting Practice (GRAP).

1.1 FIGURES PRESENTED

1.1.1 ROUNDING

Unless otherwise stated, all financial figures have been rounded to the nearest one thousand Rand (R'000).

1.1.2 COMPARATIVE FIGURES

Where necessary, comparative figures have been adjusted to conform to changes in presentation in the current year. The comparative figures shown in these financial statements are limited to the figures shown in the previous year's audited financial statements.

1.2 SERVICES RECEIVED IN KIND

The RDP Fund recognises services received in kind in the statement of financial performance at the fair value of these services received, when they are significant to the RDP Fund's operations and to the extent that fair value can be determined reliably. Where the services are not significant and / or the fair value cannot be determined reliably the nature and type of services received are disclosed. Services received in kind include shared services with the National Treasury in the public service. While these services are important for the RDP Fund's operations, they are not significant and therefore not recognised.

1.3 FOREIGN CURRENCIES

Grants and donations received from foreign donors are recorded in Rand by applying to the foreign currency amount the exchange rate at the date of the receipt of the grants and donations.

1.4 FINANCIAL INSTRUMENTS

Financial Instruments include financial assets and liabilities.

Financial assets consist of cash and cash equivalents, investments and receivables.

Financial liabilities consist of funds awaiting distribution and payables.

INITIAL RECOGNITION AND MEASUREMENT

Financial instruments are initially recognised when the fund becomes a party to the contractual provisions of the relevant instrument and are initially recognised at fair value. Bank charges are expensed. Subsequent to initial recognition these instruments are measured as set out below.

NOTES TO THE ANNUAL FINANCIAL STATEMENTS

FOR THE YEAR ENDED 31 MARCH 2025

1.4.1 CASH AND CASH EQUIVALENTS

Cash and cash equivalents are stated at amortised cost, which, due to their short-term nature closely approximate their fair value.

Cash and cash equivalents comprise of cash on hand and balances held with the South African Reserve Bank (SARB).

1.4.2 INVESTMENTS

Funds awaiting distribution consist of amounts invested in financial instruments classified as cash investments by the Public Investment Corporation (PIC). From 1 December 2013 funds are also invested in money market accounts at ABSA, FirstRand, Nedbank and Standard Bank. Funds are available upon request. Investments are subsequently measured at amortised cost which includes the amount at which financial assets were measured at initial recognition, minus repayments plus interest received. This is adjusted for any write down for impairment in value.

1.4.3 RECEIVABLES

In the absence of any provision to the contrary in the technical assistance agreement this is raised for grants and donations transferred to the spending agencies, but not spend at financial year end.

1.4.4 LIABILITIES

Grants and Donations are recognised in the statement of position when the grants and donations are received and awaiting distribution to the spending agencies.

Interest income is recognized on a time proportionate basis using the effective interest rate method.

Management fees and operating expenses are recognised when due and payable.

1.4.5 RELATED PARTIES

A related party is a person or an entity with the ability to control or jointly control the other party, or exercise significant influence over the other party, or vice versa, or an entity that is subject to common control, or joint control.

Entities included are members of the same economic entity (which means that each controlling entity, controlled entity and fellow controlled entity is related to the other).

1.5 PRINCIPLE AGENT ARRANGEMENT

An entity is an agent when, in relation to transactions with third parties, all three of the following criteria are present namely:

- a. It does not have the power to determine the significant terms and conditions of the transaction;
- b. It does not have the ability to use all, or substantially all, of the resources that result from the transaction for its own benefit; and
- c. It is not exposed to variability in the results of the transaction.

NOTES TO THE ANNUAL FINANCIAL STATEMENTS

FOR THE YEAR ENDED 31 MARCH 2025

The RDP Fund meets the criteria of an agent in the principal-agent arrangement as the Fund receives the grants and donations. Once the requirement of the donor is met by the Spending Agency then the funds are transferred to the Spending agency by the Fund.

The RDP Fund invests the grants and donations received at the PIC until it is transferred to the Spending Agency. Being the agent, this investment will be recognized as an asset by the agent, with a corresponding liability in respect of the obligation to transfer the amounts to the principal. This will include revenue (interest) and expenses (management fees).

Revenue and expenditure incurred acting in its capacity as an agent is no longer reflected on the face of the statement of financial performance and is available in note 5.

	2025 R'000	2024 R'000
--	---------------	---------------

2. CASH AND CASH EQUIVALENTS

Investments with PIC	5 279 561	4 587 408
Cash with Standard Bank	594 159	556 061
Money Market accounts	4 685 403	4 031 347
Bank balance: SARB	1	386
Carrying value at year end	<u>5 279 562</u>	<u>4 587 792</u>

3. ACCOUNTS RECEIVABLE

Due by Spending Agencies	841 409	414 877
Receivables relating to portfolios	<u>841 409</u>	<u>414 877</u>

	2025 R'000	2024 R'000
--	---------------	---------------

4. FUNDING OF RECONSTRUCTION AND DEVELOPMENT PROGRAMME FUND PROJECTS AND PROGRAMME AMOUNTS TO FUND PROJECTS AND PROGRAMMES

Capital	3 005 823	2 472 486
Interest	35 065	2 304
	<u>3 040 887</u>	<u>2 474 790</u>

NOTES TO THE ANNUAL FINANCIAL STATEMENTS

FOR THE YEAR ENDED 31 MARCH 2025

	2025 R'000	2024 R'000
--	---------------	---------------

5. CURRENT LIABILITIES

5.1 FUNDS AWAITING DISTRIBUTION

Accumulated Capital	2 783 263	2 053 059
Includes: Opening Balance*	1 638 182	1 988 857
Grants and Donations	2 840 488	1 720 130
Refunds from Spending Agencies		
Receivables	414 877	358 381
Refunds from Spending Agencies - Other	53 314	43 421
Refund from South African Reserve Bank	5 019	-
Refund from Parliament	-	26 117
Refund to Parliament	-	(26 117)
Transfer to Spending Agencies	(3 005 824)	(2 472 486)
Refunds to Donors	(4 202)	(121)
Receivables	841 409	414 877
	3 330 700	2 947 767
Accumulated interest	2 947 767	2 550 114
Includes: Opening Balance	433 160	408 304
Interest Payable	530	129
Transfer from Spending Agencies-Other	(35 065)	(2 304)
Transfer to Spending Agencies	(6 492)	-
Refunds to Donor - Interest (Note 4.3)	(9 199)	(8 476)
Management Fees	6 113 963	5 000 826
**		

*Opening balance for current year for accumulated capital consists of:

Closing Balance as at 31 March 2024	2 053 059
Less receivables	(414 877)
	1 638 182

** The total amount of R 6 113 963 (2023-24 R5 000 826) for capital and accumulated interest includes the undermentioned. For more information also see note 8.

NOTES TO THE ANNUAL FINANCIAL STATEMENTS

FOR THE YEAR ENDED 31 MARCH 2025

	2025 R'000	2024 R'000
5.2 REFUNDS TO DONORS		
Capital		
Refund to UNEP	4 202	-
Refund to EU	-	121
	<u>4 202</u>	<u>121</u>
5.3 REFUNDS TO DONORS		
Interest		
Refund CDC of united states	5 019	-
Refund to UNEP	1 473	-
	<u>6 492</u>	<u>-</u>

Any interest earned for unspent funds on donations may be required to be refunded to the donor upon completion of the contract, pending further negotiations with the donor.

	2025 R'000	2024 R'000
6. RECONCILIATION OF NET CASHFLOWS FROM OPERATING ACTIVITIES		
Surplus for the year	-	-
Add/deduct: Non-cash movement	-	-
Interest Received	-	-
Add/(less) changes in working capital	691 770	48 822
Decrease/(Increase) in trade receivables	(426 532)	(56 496)
(Decrease)/ Increase in trade payables	1 118 302	105 317
Decrease/(Increase) in inventories	-	-
Net cash flow from operating activities	<u>691 770</u>	<u>48 822</u>

7. ACCOUNTS PAYABLE

Due to Spending Agencies	7 007	1 844
Payable relating to portfolio	<u>7 007</u>	<u>1 844</u>

NOTES TO THE ANNUAL FINANCIAL STATEMENTS

FOR THE YEAR ENDED 31 MARCH 2025

8. RELATED PARTY TRANSACTIONS

8.1 PUBLIC INVESTMENT CORPORATION (PIC)

Grants and donations received but not required for immediate use are invested with the PIC in terms of section 8(1) of the Reconstruction and Development Funds Act, Act 7 of 1994 (as amended by Act 79 of 1998).

Herewith a summary of the transactions with PIC:

Investments	5 279 562	4 587 792
Include: Interest	433 160	408 304
Management Fees	(9 199)	(8 476)

8.2 NATIONAL TREASURY

Services Received in kind

The RDP Fund receives services in from National Treasury for the shared internal audit activity and remuneration paid to the members of the Audit and Risk Committee.

The National Treasury also pays the personnel costs, admin expenses, bank charges raised by the SA Reserve Bank and audit fees for the RDP Fund. These expenses are recorded in the Annual Financial Statements of the National Treasury.

The RDP Fund cannot reliably determine the fair value for the service received in kind. Accordingly, no amount is recognised in the Statement of Financial Performance for the value of these services received.

DISCLOSURE NOTES TO THE ANNUAL FINANCIAL STATEMENTS

FOR THE YEAR ENDED 31 MARCH 2025

	Restated Figures	Prior Year Figures	Difference
	2024 R'000	2024 R'000	R'000

9. PRIOR PERIOD ERROR

9.1 CASH FLOW STATEMENT

Cash flow from operating activities

Cash Receipts	2 556 482	2 964 657	408 175
Grants and Donations	2 148 178	2 556 353	408 175
Interest Received	408 304	408 304	-
Cash Payments	(2 507 660)	(2 509 503)	(1 844)
Cash paid to Spending Agency	(2 507 660)	(2 509 503)	(1 844)

Correction of allocation between Revenue, Expenditure and Net Cash flow from operating activities

A prior period error was identified in the classification of cash receipts and cash payments for the year ended 31 March 2024. An amount of R408.175 million was incorrectly included under Grants and Donations and R1.844 million under cash paid to Spending Agencies, resulting in an overstatement of both Grants and Donations and Cash paid to Spending Agencies.

The error has been corrected by restating the comparative figures. The restatement had no impact on the net increase in cash and cash equivalents or the opening and closing cash balances.

10. FINANCIAL RISK ANALYSIS

10.1 FINANCIAL RISK FACTORS

In terms of section 8 of the RDP act the investment of funds not immediately required may be invested with the Public Investment Commissioners (PIC).

It was therefore agreed with the PIC that the Fund's overall risk management programme focuses on the unpredictability of financial markets and seeks to minimise potential adverse effect on the financial performance of the Fund:

10.1.1 MARKET RISK

The RDP Fund have no exposure to earnings or capital adversely affected by changes in the level or volatility of market rates or prices such as foreign exchange rates and trade market risks.

DISCLOSURE NOTES TO THE ANNUAL FINANCIAL STATEMENTS

FOR THE YEAR ENDED 31 MARCH 2025

The RDP Fund eliminates market risk by only investing in cash instruments.

10.1.2 CREDIT RISK

To manage the risk of the RDP Fund the signed investment policy with the PIC states that funds can only be invested in cash and money instruments. These transactions are limited to the PIC as determined in respect of section 8 of the RDP Act No 7 of 1994 (As amended by Act 79 of 1998). Funds are invested at a variable interest rate.

Investments are only made with domestic issuers with a minimum credit rating of "AA or Higher" as defined by the National Long-Term Fitch (IBCA) or an equivalent rating by any other recognised credit rating agency will be considered. These investments will be spread across domestic issuers. It was agreed with the Investment Manager that investments will be made in the money accounts of ABSA, FirstRand, Nedbank, and Standard Bank.

On the overall portfolio an amount of R4 million will be earned less or more per month when the interest rate is adjusted with 100 basis points.

Receivables from National departments are all due within the short-term. These funds are recoverable from National departments which form part of the account configuration of the National Revenue Fund. The RDP Fund is exposed to credit risk with regard to the receivables due from the Provincial departments as they do not form part of the account configuration of the National Revenue Fund.

	2025 R'000	2024 R'000
Cash and Cash equivalents		
Standard Bank	594 159	556 061
SA Reserve Bank	1	385
Money Market accounts	4 685 403	4 031 347
Receivables	841 409	414 877

10.1.3 LIQUIDITY RISK

The RDP Fund is not exposed to liquidity risk. Funds are only transferred to the Spending Agencies when received from the donor and after requirements were met. Funds are invested in cash and money instruments and are immediately available.

2025 RDP
**RECONSTRUCTION AND
DEVELOPMENT PROGRAMME FUND**

For The Year Ended 31 March 2025

Private Bag X115, Pretoria, 0001 | 40 Church Square, Pretoria, 0002 | Tel: +27 12 315 5944 | Fax: +27 12 406 9055 | www.treasury.gov.za



national treasury
Department
National Treasury
REPUBLIC OF SOUTH AFRICA