

# Provincial and Municipal Progress on the expansion and acceleration of the Covid-19 Vaccine Rollout Programme

Presentation by MEC for Health: Dr Nomathemba Mokgethi

31<sup>st</sup> August 2021



**GAUTENG**  
PROVINCIAL GOVERNMENT  
REPUBLIC OF SOUTH AFRICA

**GGT2030**  
GROWING GAUTENG TOGETHER

## Table of contents

- **Status of registrations**
- **Vaccinations to date**
- **Population Coverage**
- **Daily Vaccination trends**
- **Resource Mobilisations**
- **Demand Creation**
- **Way Forward**

## REGISTRATION ON EVDS: 28 08 2021

**3 032 417**

(as of 24<sup>th</sup> Aug. 2021 @ 21h11) ; Tuesday = 67 872

**3 084 918**

(as of 25<sup>th</sup> Aug. 2021 @ 21h04) ; Wednesday = 52 501

**3 129 375**

(as of 26<sup>th</sup> Aug. 2021 @ 22h29) ; Thursday = 44 457

**3 163 220**

(as of 27<sup>th</sup> Aug. 2021 @ 22h13) ; Friday = 33 845

**3 175 926**

(as of 28<sup>th</sup> Aug. 2021 @ 19h38) ; Saturday = 12 706

**3 214 560**

(as of 30 Aug. 2021 @ 16h10) ; up to Monday = 157,691

- **GP = 26.3% of SA Population**
- **GP = 27,3 % of SA Registrations (of 11 652 839)**
- **GP = 25,5 % of Vaccines administered (of 12 021 608 )**

	Population	# Reg EVDS	% Reg
PHCWs	-----	267,789	
18 - 34	5 179 953	515,902	9,96%
35 - 49	3 570 032	1 101 526	30,8%
50 - 59	1 347 882	554 077	15,52%
60+	1 346 272	775 266	57,6%



South African COVID-19 Vaccination Programme Registration Portal: National Summary

**Total Registered**  
**11,797,630**

**Health Care Workers:**  
**883,028**

**Over 60 Population:**  
**3,561,355**

**50 - 59 Population:**  
**2,109,923**

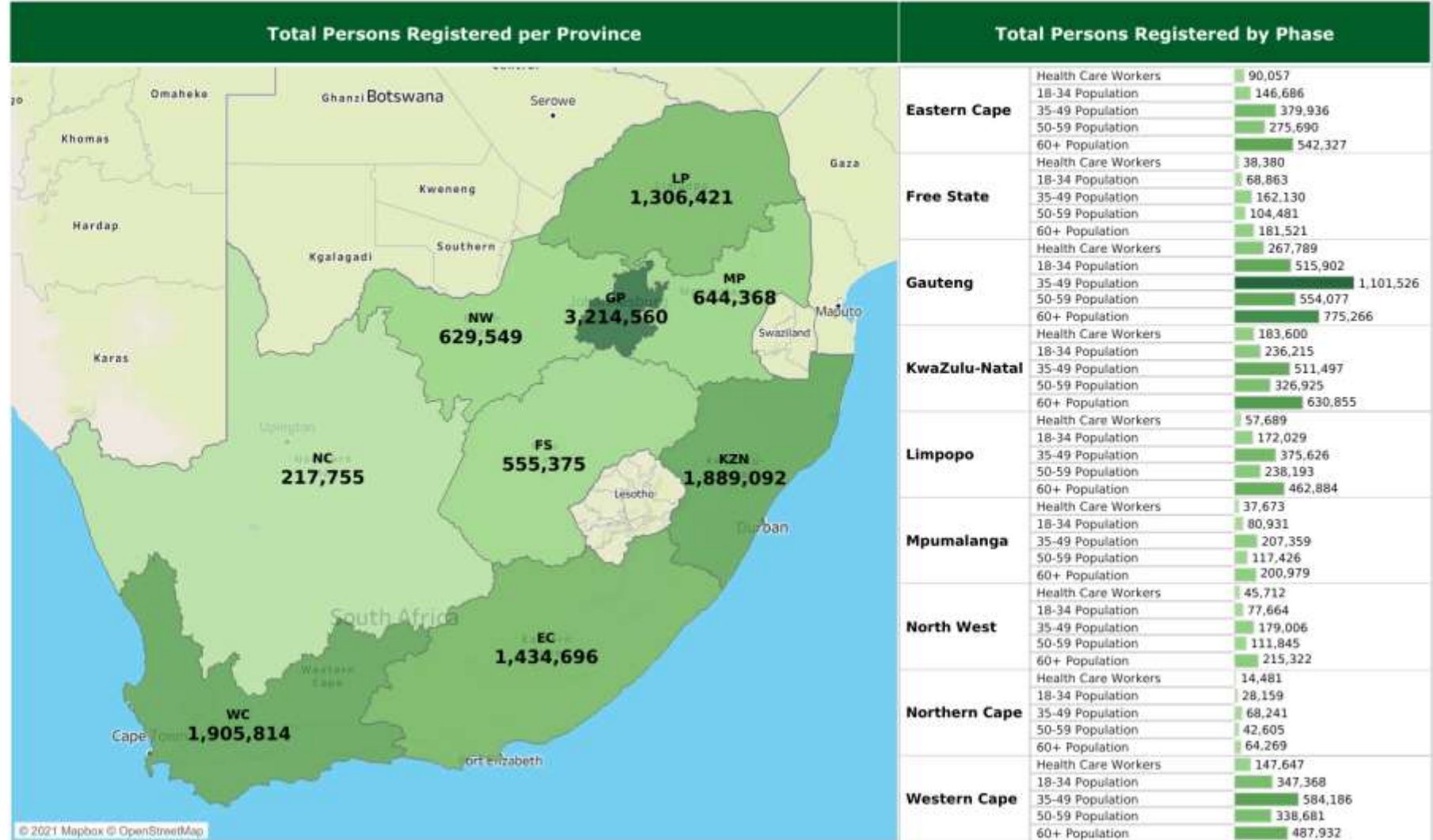
**35 - 49 Population:**  
**3,569,507**

**18 - 34 Population:**  
**1,673,817**

**Timestamp:**  
**30-Aug 14:50**

SELECT WHICH PHASE TO INVESTIGATE FURTHER

HCW	18 - 34	50 - 59
	35 - 49	+ 60



# VACCINES ADMINISTERED: Sunday 29 08 2021

**2 803 330** vaccines administered  
(as of 24<sup>th</sup> Aug. 2021 @ 17h00) ; **Tuesday = 70 520 + 5 802**

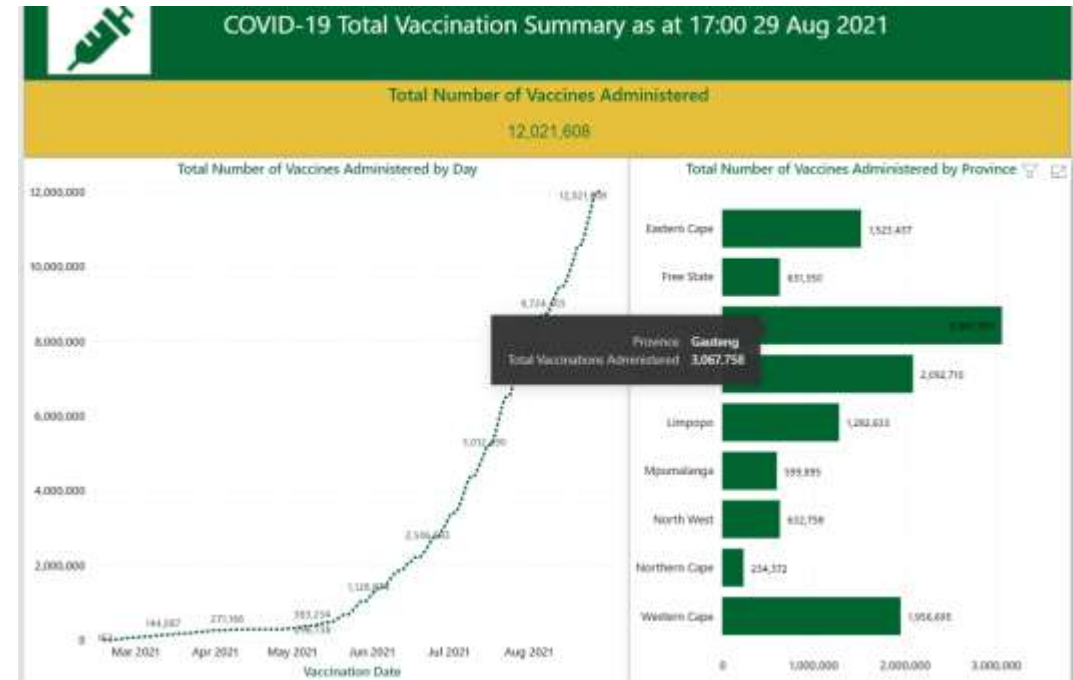
**2 878 543** vaccines administered  
(as of 25<sup>th</sup> Aug. 2021 @ 21h36) ; **Wednesday = 69 103 + 6 110**

**2 952 823** vaccines administered  
(as of 26<sup>th</sup> Aug. 2021 @ 21h36) ; **Thursday = 68 926 + 5 354**

**3 032 786** vaccines administered  
(as of 27<sup>th</sup> Aug. 2021 @ 18h25) ; **Friday = 75 683 + 4 280**

**3 056 869** vaccines administered  
(as of 28<sup>th</sup> Aug. 2021 @ 18h55) ; **Saturday = 22 043 + 2 040**

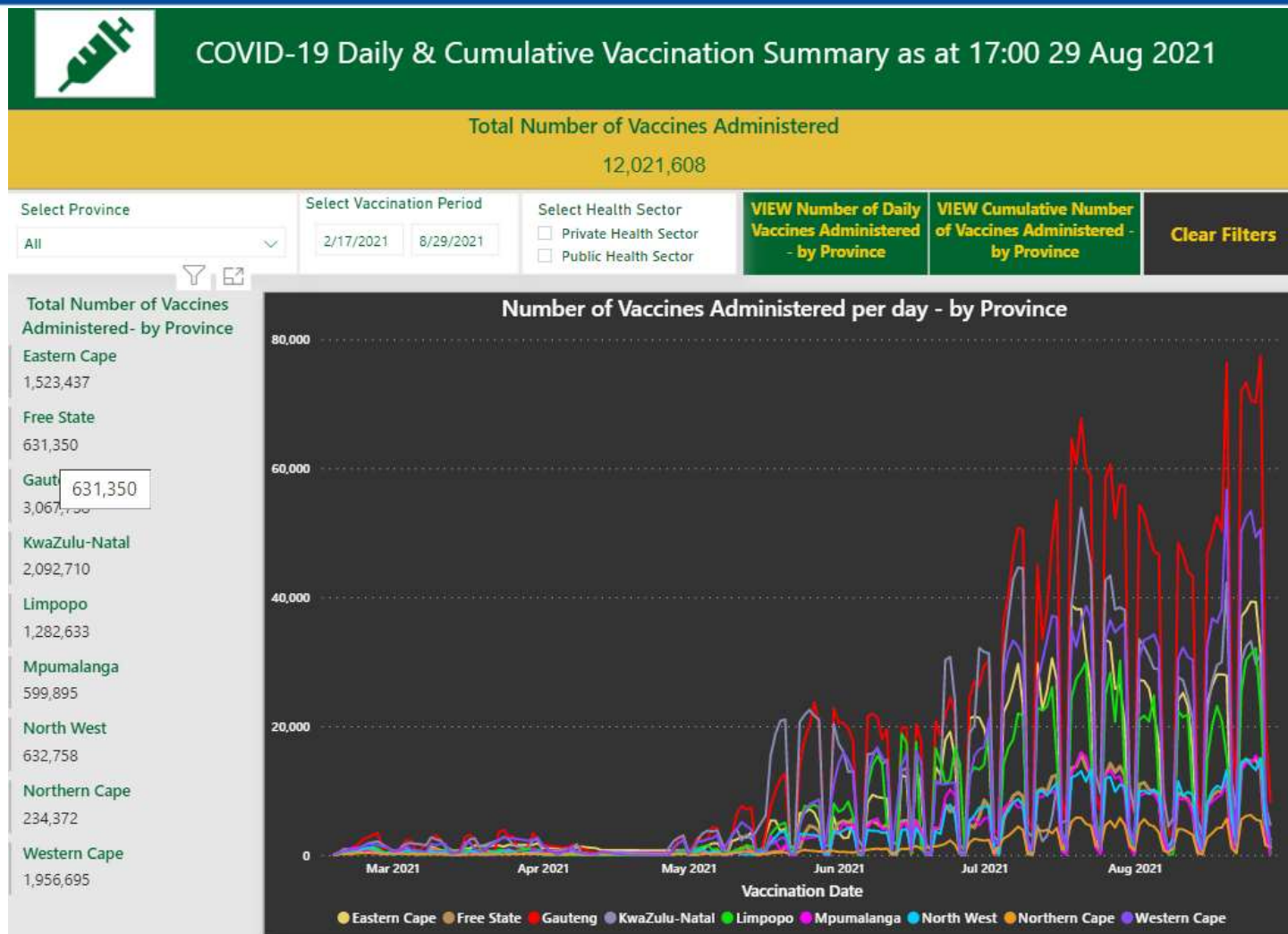
**3 067 758** vaccines administered  
(as of 29<sup>th</sup> Aug. 2021 @ 16:08) ; **Sunday = 8 633 + 2 256**





# Gauteng Performance in the Red colour

- The **red line** shows Gauteng's daily performance compared to other Provinces
- Note the record high of 77,440 on Friday 27<sup>th</sup> August 2021



# VACCINES ADMINISTERED: Saturday 29 08 2021

Number of Vaccines Administered per District 28 August 2021				Number of Vaccines Administered per District 28 August 2021			
Row Labels	Sum of First Dose	Sum of Second Dose	Sum of Total	Row Labels	Sum of First Dose	Sum of Second Dose	Sum of Total
Ekurhuleni MM	493 087	164 434	657 521	Ekurhuleni MM	21.03%	23.10%	21.51%
Johannesburg MM	1 046 214	282 862	1 329 076	Johannesburg MM	44.62%	39.73%	43.48%
Sedibeng DM	108 772	38 049	146 821	Sedibeng DM	4.64%	5.34%	4.80%
Tshwane MM	562 815	184 610	747 425	Tshwane MM	24.00%	25.93%	24.45%
West Rand DM	134 058	41 968	176 026	West Rand DM	5.72%	5.90%	5.76%
<b>Grand Total</b>	<b>2 344 946</b>	<b>711 923</b>	<b>3 056 869</b>	<b>Grand Total</b>	<b>100.00%</b>	<b>100.00%</b>	<b>100.00%</b>
Number of Vaccines Administered per Type 28 August 2021				Number of Vaccines Administered per Type 28 August 2021			
Row Labels	Sum of First Dose	Sum of Second Dose	Sum of Total	Row Labels	Sum of First Dose	Sum of Second Dose	Sum of Total
Johnson & Johnson	598 449	-	598 449	Johnson & Johnson	25.52%	0.00%	19.58%
Pfizer	1 746 497	711 923	2 458 420	Pfizer	74.48%	100.00%	80.42%
<b>Grand Total</b>	<b>2 344 946</b>	<b>711 923</b>	<b>3 056 869</b>	<b>Grand Total</b>	<b>100.00%</b>	<b>100.00%</b>	<b>100.00%</b>

**Updated for Sunday 29th August 3 065 235 vaccines administered  
8,366 doses was administered on Sunday**

# Coverage as a Percentage of Herd Immunity Threshold

- Based on Stats SA Pop Est July 2021
- Even though the most vaccines were administered in JhB (1.3m) compared to Tshwane (747k), Tshwane has the better immunity coverage of **14.7%**
- The Province's immunity coverage i.e. fully vaccinated = **12.4%** (vs **11,58%** on slide 3 due to an reduced denominator)

Doses Administered 28 Aug 2021						
Vaccine Type	JnJ and Pfizer					
Row Labels	Sum of First Dose	Sum of Second Dose	Sum of Total	Sum of New Prorated Pop 2021	67% Pop to be Vaccinated	Total Doses Administered Vs Pop to be vaccinated
Ekurhuleni MM	493 087	164 434	657 521	4 094 725	2 743 466	24%
Johannesburg MM	1 046 214	282 862	1 329 076	5 888 332	3 945 182	34%
Sedibeng DM	108 772	38 049	146 821	1 011 238	677 530	22%
Tshwane MM	562 815	184 610	747 425	3 808 180	2 551 481	29%
West Rand DM	134 058	41 968	176 026	997 525	668 342	26%
<b>Grand Total</b>	<b>2 344 946</b>	<b>711 923</b>	<b>3 056 869</b>	<b>15 800 000</b>	<b>10 586 000</b>	<b>29%</b>
Individuals Fully Vaccinated 28 Aug 2021						
Vaccine Type	Both					
Row Labels	First Dose JnJ	Second Dose Pfizer	Sum of Total	Sum of New Prorated Pop 2021	67% Pop to be Vaccinated	% Fully Vaccinated
Ekurhuleni MM	123 987	164 434	288 421	4 094 725	2 743 466	10.5%
Johannesburg MM	228 125	282 862	510 987	5 888 332	3 945 182	13.0%
Sedibeng DM	29 863	38 049	67 912	1 011 238	677 530	10.0%
Tshwane MM	189 972	184 610	374 582	3 808 180	2 551 481	14.7%
West Rand DM	26 502	41 968	68 470	997 525	668 342	10.2%
<b>Grand Total</b>	<b>598 449</b>	<b>711 923</b>	<b>1 310 372</b>	<b>15 800 000</b>	<b>10 586 000</b>	<b>12.4%</b>

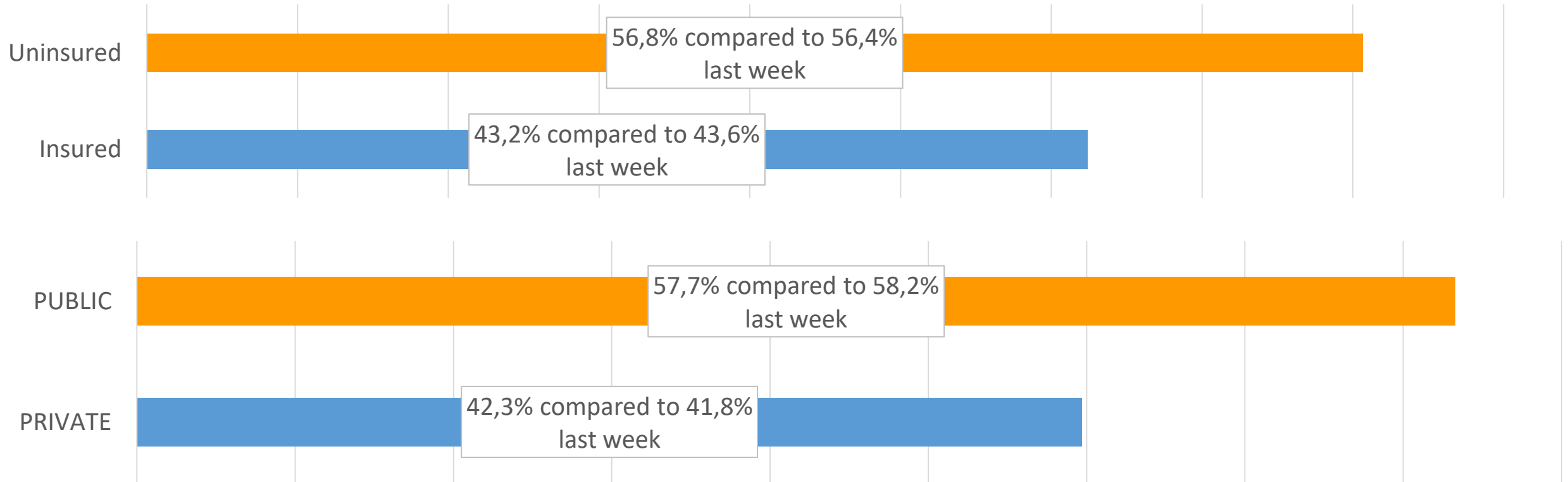


## VACCINES ADMINISTERED: 44,92 % males vs 55,08 % Females

- Vaccine Update is Greater by Females than Males
- 56,78% of all vaccinated are uninsured indicating a lower uptake amongst the uninsured population

Number of Vaccines Administered per Gender 28 August 2021				% of Vaccines Administered per Gender 28 August 2021			
Row Labels	Sum of First Dose	Sum of Second Dose	Sum of Total	Row Labels	Sum of First Dose	Sum of Second Dose	Sum of Total
Female	1 291 492	403 886	1 695 378	Female	55.08%	56.73%	55.46%
Male	1 053 454	308 037	1 361 491	Male	44.92%	43.27%	44.54%
<b>Grand Total</b>	<b>2 344 946</b>	<b>711 923</b>	<b>3 056 869</b>	<b>Grand Total</b>	<b>100.00%</b>	<b>100.00%</b>	<b>100.00%</b>
Number of Vaccines Administered per Insured 28 August 2021				% of Vaccines Administered per Insured 28 August 2021			
Row Labels	Sum of First Dose	Sum of Second Dose	Sum of Total	Row Labels	Sum of First Dose	Sum of Second Dose	Sum of Total
Medical Aid Supplied	980 640	340 452	1 321 092	Medical Aid Supplied	41.82%	47.82%	43.22%
No Medical Aid Supplied	1 364 306	371 471	1 735 777	No Medical Aid Supplied	58.18%	52.18%	56.78%
<b>Grand Total</b>	<b>2 344 946</b>	<b>711 923</b>	<b>3 056 869</b>	<b>Grand Total</b>	<b>100.00%</b>	<b>100.00%</b>	<b>100.00%</b>

# EQUITY Weekly Comparison: Vaccination Doses, 17 May - 28 August 2021

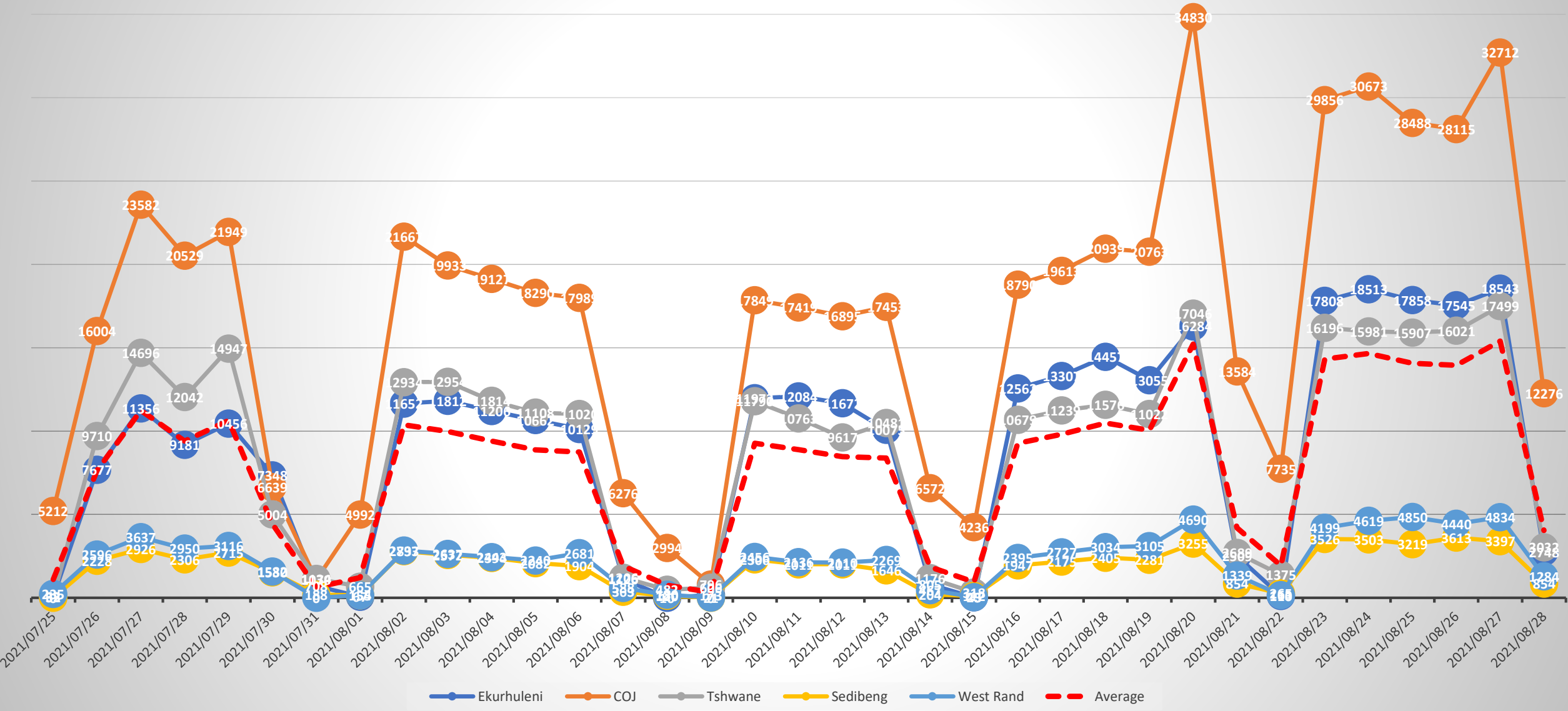


**Ideally: Uninsured = 77% vs 23% insured & Public : Private = 60% : 40%**

## **Conclusion**

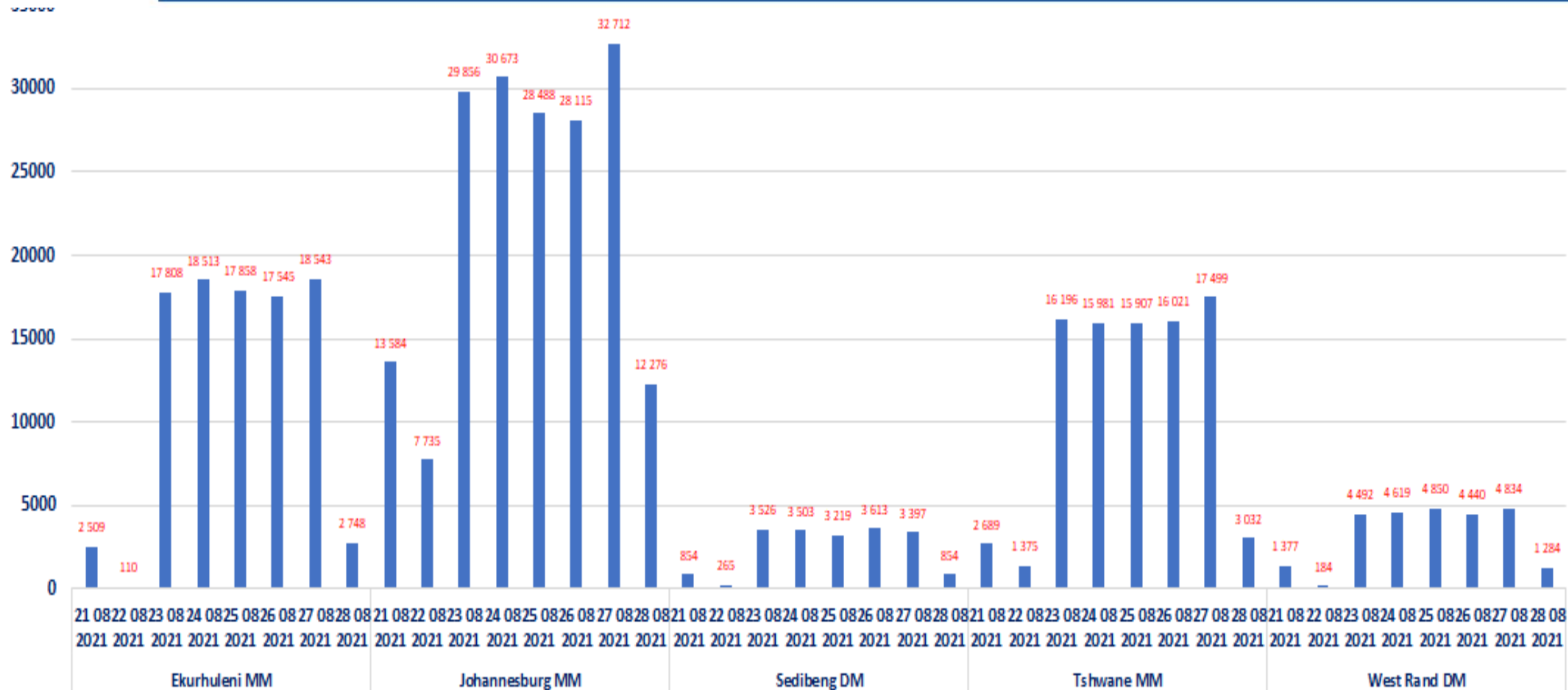
**Is that the private sector is possibly doing more uninsured = good thing.**

# Gauteng Province Daily Vaccination Trends





# Daily Totals By District from 21<sup>st</sup> -28<sup>th</sup> August 2021





## PUBLIC SECTOR VACCINATIONS: 28-08-2021

	Population	Population vaccinated	% Vaccinated	Fully vaccinated	% Fully Vaccinated
<b>PHCWs</b>	76 916	53 058	69,0%	49 241	64,02% vs 14.39% SA
<b>Educators*</b>	132 085	85 027	64,37%	80 578	61,00% vs 11,07% SA
<b>SANDF</b>	27 066	9 577	35,38%	8 942	33,04%v vs 13,47% SA
<b>SAPS</b>	35 569	14 454	40,64%	13 549	38,09% vs 19,21% SA
<b>DSD</b>	10288	-	-	-	-
<b>HA</b>	2724	-	-	-	-
<b>SARS</b>	3837	-	-	-	-
<b>RTMC</b>	126	126	100%	126	100%

## Resource Mobilisation

The table shows the performance of sub districts wrt Fully Vaccinated Individuals

It allows the Department to intervene where totals fall below the Provincial average

Resources are then re-mobilised to allow the areas to “catch up”

Johannesburg G will get support from a donor funded outreach team to bring it on par and to ensure equality of access / services

### A Determination of the Sub Districts Performance wrt Immunity Coverage - In which sub districts must we focus and how many persons need to be fully vaccinated to equal the Provincial Average

Row	District and Sub - District	No. Fully Vaccinated	% Pop Fully Vaccinated	67% Total Pop	% Target 67% Pop Fully Vaccinated	Theoretical Prov Avg 12%	No. Fully Vaccinated needed to Catch Up
<b>1</b>	<b>Ekurhuleni MM</b>	<b>288 421</b>	<b>7%</b>	<b>2 743 466</b>	<b>11%</b>	<b>339 596</b>	<b>51 175</b>
2	Ekurhuleni E1 SD	45 372	7%	462 031	10%	57 192	11 820
3	Ekurhuleni E2 SD	40 149	9%	314 706	13%	38 955	
4	Ekurhuleni N1 SD	65 236	8%	515 001	13%	63 749	
5	Ekurhuleni N2 SD	49 785	7%	507 672	10%	62 841	13 056
6	Ekurhuleni S1 SD	58 579	8%	473 535	12%	58 616	37
7	Ekurhuleni S2 SD	29 300	4%	470 520	6%	58 243	28 943
<b>8</b>	<b>Johannesburg MM</b>	<b>510 987</b>	<b>9%</b>	<b>3 945 182</b>	<b>13%</b>	<b>488 348</b>	<b>117 157</b>
9	Johannesburg A SD	68 086	9%	528 883	13%	65 467	
10	Johannesburg B SD	89 238	20%	292 131	31%	36 161	
11	Johannesburg C SD	33 978	4%	579 523	6%	71 735	37 757
12	Johannesburg D SD	81 761	6%	972 556	8%	120 386	38 625
13	Johannesburg E SD	120 770	20%	411 305	29%	50 913	
14	Johannesburg F SD	83 223	10%	557 269	15%	68 981	
15	Johannesburg G SD	33 931	4%	603 516	6%	74 705	40 774
<b>16</b>	<b>Sedibeng DM</b>	<b>67 912</b>	<b>7%</b>	<b>677 530</b>	<b>10%</b>	<b>83 867</b>	<b>15 955</b>
17	Emfuleni LM	49 161	7%	485 360	10%	60 080	10 919
18	Lesedi LM	9 453	7%	85 918	11%	10 635	1 182
19	Midvaal LM	9 298	6%	106 252	9%	13 152	3 854
<b>20</b>	<b>Tshwane MM</b>	<b>374 582</b>	<b>10%</b>	<b>2 551 481</b>	<b>15%</b>	<b>315 831</b>	<b>22 249</b>
21	Tshwane 1 SD	80 203	8%	693 000	12%	85 782	5 579
22	Tshwane 2 SD	29 045	6%	310 080	9%	38 383	9 338
23	Tshwane 3 SD	94 656	12%	517 638	18%	64 075	
24	Tshwane 4 SD	88 823	19%	310 254	29%	38 404	
25	Tshwane 5 SD	6 897	6%	79 247	9%	9 810	2 913
26	Tshwane 6 SD	67 104	8%	546 745	12%	67 678	574
27	Tshwane 7 SD	7 854	6%	94 516	8%	11 700	3 846
<b>28</b>	<b>West Rand DM</b>	<b>68 470</b>	<b>7%</b>	<b>668 342</b>	<b>10%</b>	<b>82 730</b>	<b>14 260</b>
29	Merapong City LM	19 734	11%	122 762	16%	15 196	
30	Mogale City LM	26 027	5%	346 779	8%	42 925	16 898
31	Rand West City LM	22 709	8%	198 801	11%	24 608	1 899
<b>32</b>	<b>Grand Total</b>	<b>1 310 372</b>	<b>8%</b>	<b>10 586 000</b>	<b>12%</b>	<b>1 310 372</b>	<b>448 800</b>

# Clinical Operators

1. Clinical Operators with capacity in Gauteng that came through the RFP.
  - a. Aurum (2500 per day),
  - b. Pink Drive (1500 per day) and
  - c. St Johns Ambulance (3500)
2. The RFP process was administered by NDOH
3. The GDoH has requested 16 sets of Clinical Operators and 3 Sets of Mobile operators
4. There will be contracted for a month and its renewable funded by the Solidarity Fund

**SCHEDULE TO TARGET SUB-DISTRICTS WITH LOW  
VACCINE UPTAKE**

**+**

**DEMAND GENERATION & INCREASING VACCINE  
UPTAKE**



**GAUTENG**  
PROVINCIAL GOVERNMENT  
REPUBLIC OF SOUTH AFRICA

**GGT2030**  
GROWING GAUTENG TOGETHER



## SEDIBENG UNDERPERFORMING VACCINATION SITES & PLANS

SUBDISTRICT	% OF TARGET 67% POP. VACCINATED	UNDERPERFORMING VACCINATION SITES	TOWNSHIPS/ AREAS/WARDS	INTERVENTION
Emfuleni	20%	Saul Tsoetsi Sport centre (Daily target 360; avg 110)	Sebokeng (Ward 33,34,35,36,30,31,2,17)	<ul style="list-style-type: none"> <li>•Shift focus to all PHC facilities</li> <li>•POP UP sites at busy Public facilities Taxi Ranks, Markets, Malls, SASSA pay points etc</li> <li>•Capacitate Mobile Clinics to vaccinate</li> <li>•Capacitate CHWs to better manage vaccine hesitancy</li> <li>•Increase operational hours to Saturdays</li> </ul>
		Empilisweni Clinic (Daily target 280; avg 120)	Zone 7, Zone 3, Evaton Main (Ward 37,38,39,40,42.44)	
		Mafatsane sport centre. (Daily target 100; avg 60)	Evaton West, and North, (Ward 18,19,28,29,40,41.43,)	
Lesedi	5%	Heidelberg Town Hall (Daily target 160; avg 80)	Heidelberg (Ward 8, 9)	
Midvaal	5%	Pontshong Clinic (Daily target 40; avg 12)	Walkerville, Lakeside and Savannah City (Ward 6, 11)	

## WESTRAND UNDERPERFORMING VACCINATION SITES & PLANS

SUBDISTRICT	% OF TARGET 67% POP. VACCINATED	UNDERPERFORMING VACCINATION SITES	TOWNSHIPS/ AREAS/WARDS	INTERVENTION
MOGALE	8%	Kagiso Care of the Aged (Daily target 200; avg 100)	Kagiso Township (Ward 3, 4, 7, 9, 34, 36, 53, 128)	<ul style="list-style-type: none"> <li>•Shift focus to PHC facilities</li> <li>•POP UP sites at busy Public facilities Taxi Ranks, Markets, Malls, SASSA pay points etc</li> <li>•Capacitate Mobile Clinics to vaccinate</li> <li>•Capacitate CHWs to better manage vaccine hesitancy</li> <li>•Provide transportation (Sibanye Mine)</li> </ul>
		Krugersdorp Town Hall (Daily target 200; avg 120)	Krugersdorp Town Central (Ward 14, 16, 17, 18, 21, 22, 28, 29, 37, 39, 83, 97)	
		Sterkfontein Psychiatric hosp. (Daily target 100; avg 60)	Munsieville Township (Ward 17, 24, 25, 27)	
RANDWEST	11%	Westonaria Banquet Hall (Daily target 200; avg 80)	Westonaria Town (Ward 24, 25, 26, 27 & 28)	
		Bekkersdal Day Care for the Aged (Daily target 200; avg 80)	Bekkersdal Township (Ward 135, 17, 29, 31, 32, 33, 34, 35, 53)	
		Ramosa Hall (Daily target 200; avg 100)	Mohlakeng Township (Ward 11, 12, 13, 14, 15, 16, 17, 18, 19, 20 & 21)	

# JOHANNESBURG UNDERPERFORMING VACCINATION SITES & PLANS

SUBDISTRICT	% OF TARGET 67% POP. VACCINATED	UNDERPERFORMING VACCINATION SITES	TOWNSHIPS/ AREAS/WARDS	INTERVENTION
Sub District C	6%	Tshepisoong Clinic (Daily target 240; avg 100)	Braamfischer Township (Ward 44)	<ul style="list-style-type: none"> <li>•POP UP sites at densely Populated areas such as Colleges, Hostels, Universities</li> <li>•POP UP sites at busy Public facilities Taxi Ranks, Markets, Malls, SASSA pay points etc</li> <li>•Capacitate Mobile Clinics to vaccinate</li> <li>•Engage on Vigorous Social Mobilization</li> <li>•Capacitate CHWs, Health Promoters to better manage vaccine hesitancy</li> <li>•Provide transportation of Vaccinees to Vaccination Sites</li> </ul>
		Roodepoort Town Hall (Daily target 320; avg 200)	Roodepoort/Clear Water Mall Town (84,94)	
		Cosmo City Clinic (Daily target 300; avg 120)	Cosmo City /Honey Dew (Ward 100,126)	
Sub District D	8%	Naledi ext. 2 Clinic (Daily target 300; avg 80)	Protea Glen Township (Ward 14,135)	
		Itireleng CHC(Daily target 240; avg 90)	Soweto Township (Ward 33,35,38,24,11,29 ,53)	
		Freedom Park Clinic (Daily target 300; avg 100)	Freedom Park Dev Land Township (24)	

## TSHWANE: Ward Based Battle Plans for outreach and hotspots

Region 1	Region 2	Region 3	Region 4	Region 5	Region 6	Region 7
<u>Wards:</u> 2: Wolmer/Pretoria North/Floruana  36: Soshanguve L/K/M  9: Winterveld ext. 1/3  12: Mabopane/Winterveld  21: Mabopane A/B/X	<u>Wards:</u> 50 Annlin / Sinoville  5 Montana / Montanapark  96 Soshanguve MM	<u>Wards:</u> 52 Villeria/Waverley/East Lynne  54 Mountainview/Mayville/Wonderboom  84 Rietondale/Queenswood  56 Loftus Stadium/Brooklyn/Hatfield  82 Univ of Pretoria/Menlo Park/Hazelwood	<u>Wards:</u> 78 Zwarkop/Centurion  79 Erasmuspark/Elarduspark/Pierre van Ryneveld  69 Eldoraigue/Rooihuiskraal North  70 Wierda Park/RHK-North  65 Irene Country Farm/Southdowns	<u>Wards:</u> 100  99	<u>Wards:</u> 45 Garsfontein/Moreleta Park  85 Faerie Glen/Die Wilgers/Wapadrand/Equestria  47 Elarduspark/Moreleta Park/Rietvlei/Wingate Park  44 Faerie Glen/Garsfontein  41 Meyerspark/Murrays Field	<u>Wards:</u> 105 Bronkhorstspuit



## EKURHULENI: PLANS for E1, S2 and N2

SUBDISTRICT	% OF TARGET 67% POP. VACCINATED	UNDERPERFORMING VACCINATION SITES	TOWNSHIPS/ AREAS/WARDS	INTERVENTION
E1	7%	Pholosong Hospital : (Daily target 300; avg 200)	KwaThema, Plastic View Brakpan	<ul style="list-style-type: none"> <li>Taxi ranks</li> <li>Retirement villages</li> <li>Informal settlement areas</li> <li>Workplace sites</li> <li>SASSA sites – with office of the Premier and COGTA leading</li> <li>Pop-up sites e.g., Malls</li> </ul>
		Phillip Moyo (Daily target 500; avg 300)	Ext 34 Barcelona	
		Daveyton East Clinic (Daily Target 200; avg 50)	Daveyton	
		Tsakane Ext 10 Clinic (Daily Target 200; avg 50)	Tsakane	
		Joy Clinic (Daily Target 300; avg 200)	Benoni, Etwatwa	
		Tsakane Clinic (Daily target 300; avg 200)	Tsakane	
		Ramokonopi (Daily Target 200, avg 150)	Sam Ntuli Mall Phuthanditjaba Taxi Rank Magagula Heights	
S2	6%	Zonkezizwe 1 (Daily Target 200, avg 50)	Zonkizizwe Taxi Rank	
		Sunriseview (Daily Target 200, avg 50)	Sunrise Taxi Rank	
N2	10%	Chief Albert Luthuli (Daily Target 200, avg 50)	L&J Shopping Centre	
		Endayeni Clinic (Daily Target 200; avg 180)	Clayville Ext 45 Olifantsfontein Shopping Centre	
			Birch Acres Mall	

# SASSA Paypoints – 3-6 August 2021

Company	Store Name	District	Address
	Tshepisoong shopping center	City of Johannesburg	
	Marshalltown	City of Johannesburg	
Pick n Pay	Cosmo City	City of Johannesburg	Cnr South African Republic and Sierra Leone Ave
Pick n Pay	Lenasia	City of Johannesburg	Trade Route Mall, Cnr Nirvana Dr & Klipspruit Valley Road, Lenasia 1820
Pick n Pay	Southgate	City of Johannesburg	Shop L138 Southgate Centre, Cnr Columbine Rd & Rifle Range Rd, Southgate 2019
Pick n Pay	Cosmo Mall	City of Johannesburg	Cosmo Mall, Cnr Malibongwe & South Africa Drive, Kya Sand, City of Johannesburg Rural, 2169
Pick n Pay	Alex Mall	City of Johannesburg	London Rd Offramp N3
	Mabopane central city	City of Tshwane Metropolitan city	
	Garankuwa Shopping mall	City of Tshwane Metropolitan	
Post office	Saulsville Post office	City of Tshwane Metropolitan	
Post office	Atteridgeville Post office	City of Tshwane Metropolitan	
Post office	Mamelodi west post office	City of Tshwane Metropolitan	
Post office	Hinterland post office	City of Tshwane Metropolitan	
	Bronkhorspruit sassa pay point	City of Tshwane Metropolitan	
Pick n Pay	Jubilee Mall	City of Tshwane Metropolitan	Jubilee Mall, Cnr Harry Gwala, Jubilee Road and Temba Road, Hammanskraal, 0407

## SASSA Paypoints – 3-6 August 2021

Company	Store Name	District	Address
Pick n Pay	Kempton Square	Ekurhuleni	Cnr Central Avenue & West Str, Kempton Park
Pick n Pay	Tembisa	Ekurhuleni	Stand 232-233 Igquagqa, Thembi Mall, Cnr Andrew Mapheto & George Nyanga Street, Rabasotho, Tembisa
Pick n Pay	Kwa Thema	Ekurhuleni	Pick n Pay Kwathema, Cnr Vlakfontein & Black Roads, Springs
Pick n Pay	Birch Acres (Tembisa)	Ekurhuleni	Pick'n'Pay Birch Acres, Isimuku Street, Birch Acres, Kempton Park, South Africa
Pick n Pay	Bedfordview	Ekurhuleni	Cnr. Smith & Kirby Roads, Bedfordview, 2047
Pick n Pay	New Red Ruth	Ekurhuleni	New Redruth Shopping Centre, Cnr Camborne Road & St Austell Street, New Red Ruth Ext 1, Alberton 1449
Pick n Pay	Hyper Boksburg	Ekurhuleni	East Rand Mall, Cnr Northrand Road, Benthal Avenue & Rietfontein Road, Boksburg North, 1469
Pick n Pay	Daveyton	Ekurhuleni	Daveyton Mall, shop No 1, C?O Eislene Rd & Turton, Daveyton 1520
Pick n Pay	Chris Hani Crossing	Ekurhuleni	Cnr. Bierman Street & Brickfield Road, Vosloorus
Pick n Pay	Tembisa Megamart	Ekurhuleni	#3914 Bavumile Vilakazi Street, Tswelapele Ext 6, Tembisa
Pick n Pay	Mayfield Square	Ekurhuleni	Mayfield Square, Lurie Road, (near Malherbe road), Daveyton, Benoni, 1520
Pick n Pay	Sam Ntuli Mall	Ekurhuleni	Sam Ntuli Mall, Kumalo St, Kwenele, Katlehong, South Africa
SPAR	Tsakane Mall	Ekurhuleni	Cnr 8200 Mandela St & Modjadji Sts, Tsakane, Brakpan, 1548
Boxer	Boxer Vereeniging	Sedibeng District	18 Union Street, Cnr Union & Senator Marks Street
Pick n Pay	Sebokeng	Sedibeng District	Moshweshwe Road, Sebokeng
Shoprite	Evaton Mall	Sedibeng District	Easton Road and Charlston street Corner Golden Highway Evaton Plaza 1984



## Inputs from Departments (Presented to PCCC on 20 July 2021)

### Community Safety

#### Communications

- **Stage Truck** for Communication Outreach Platform
- Capacity to mobilise GBV Brigades – (transport)
- Capacity to mobilise Community Patrollers – (transport)
- Escorting services for the Trucks of Dept of Health to their various destination

### COGTA

- 74 CDWs in COJ
- 74 CDW in COE
- 79 CDWs in COT
- 39 CDWs in Sedibeng
- 71 CDWs in West Rand

### Egov

- A pool of 20 interns can be deployed to the five (05) regions, that is 4 interns per region, effective 26 July 2021
- Stipends will be paid by the Department of e-Government
- Registration Vehicles

## Action Points - Way forward

- **Office of the Premier**
  - Deploy SMS members – Public Service Months
  - Hotline – to be used in the Ward Based approach and Health to support on clinical
- **COGTA**
  - Draft 14-week plan to present at PDMCC (30 August) and PCCC (31 August)
  - Start with SASSA Paypoints
- **DED**
  - Working with various sectors of the economy
- **Education**
  - Reaching out to matric learners (18year old and above)
  - Universities / TVET colleges



## Action Points - Way forward

- **Social development**
  - To manage the SASSA pay points outreach programme
- **Community Safety**
  - To provide support with the GBV Brigades and other community-based cadres
    - 2 – visit 10 households per day
    - Get the messaging to give to them
- **Sport, Arts, Culture and Recreation**
  - Volunteer Artists available to support the programme
  - Support from the fans
  - Gauteng Sports teams
- **All Departments:**
  - All Communication teams to be on the ground to assist with this programme.



**GAUTENG**  
PROVINCIAL GOVERNMENT  
REPUBLIC OF SOUTH AFRICA

**GGT2030**  
GROWING GAUTENG TOGETHER

**THANK YOU**