



Free State Provincial COVID-19 Vaccine Rollout Update

Vaccination Week 28

29 August 2021

MEC M Tsiu



FREE STATE COVID-19 CASES AS AT: 30 August 2021



147,973
CONFIRMED

6,293
DEATHS

127,117
RECOVERIES

New Cases: 552

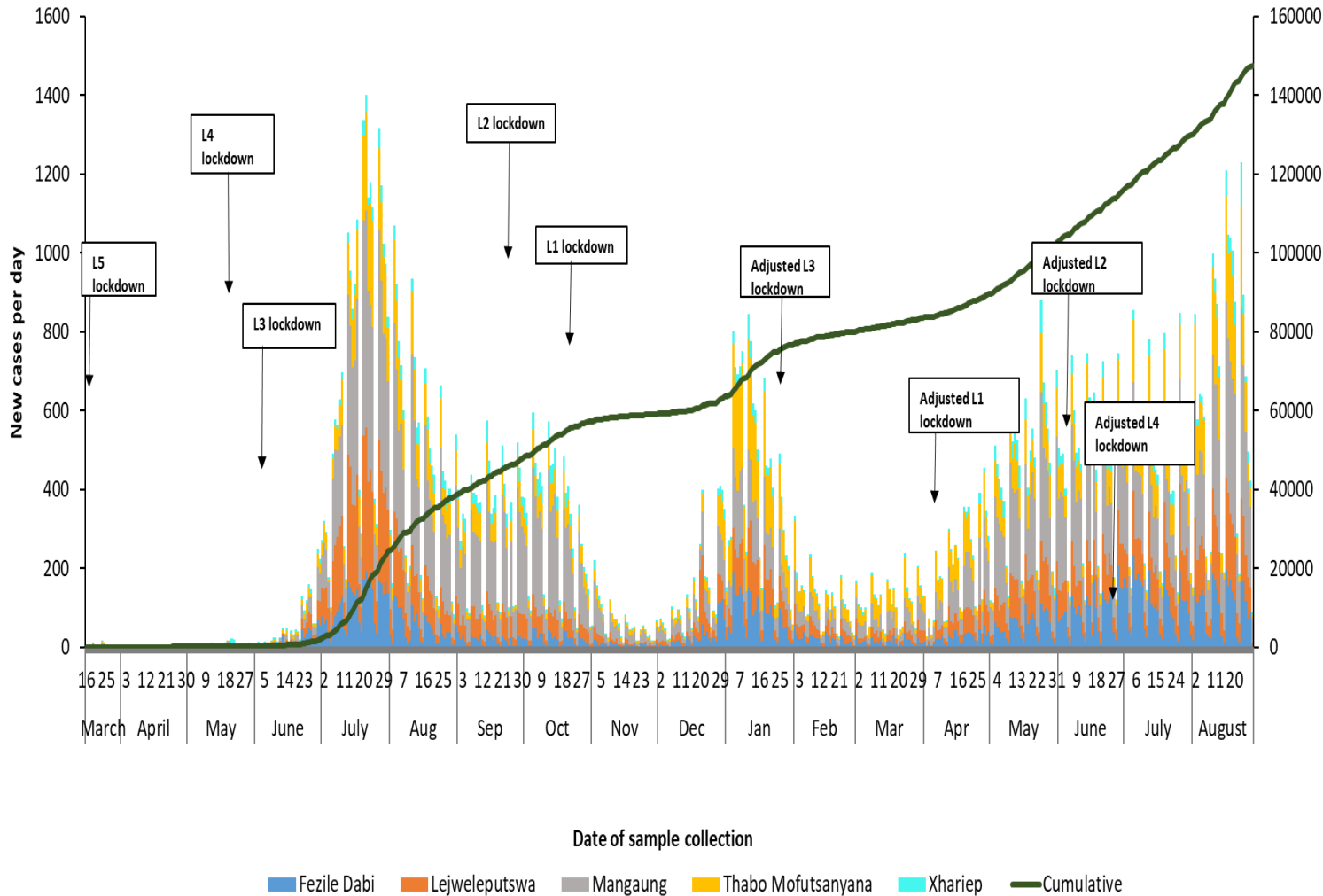
Unallocated Cases: 6

Confirmed cases per district:

● FEZILE DABI		● LEJWELEPUTSWA		● THABO MOFUTSANYANA	
Moghaka	6,759	Matjhabeng	20,572	Maluti-A...	10,821
Metsimah...	8,700	Nala	2,383	Dihlabeng	6,863
Ngwathe	5,046	Masilomya...	1,979	Setsoto	4,553
Mafube	2,179	Tswelopele	2,318	Nketoana	2,898
● MANGAUNG		● XHARIEP			
Bloemfontein	48,463	Kopanong	3,410	Phumelela	1,742
Botshabelo	5,738	Letsemeng	2,470	Mantsopa	2,751
Thaba Nchu	4,473	Mohokare	1,684		
Naledi	1,008				

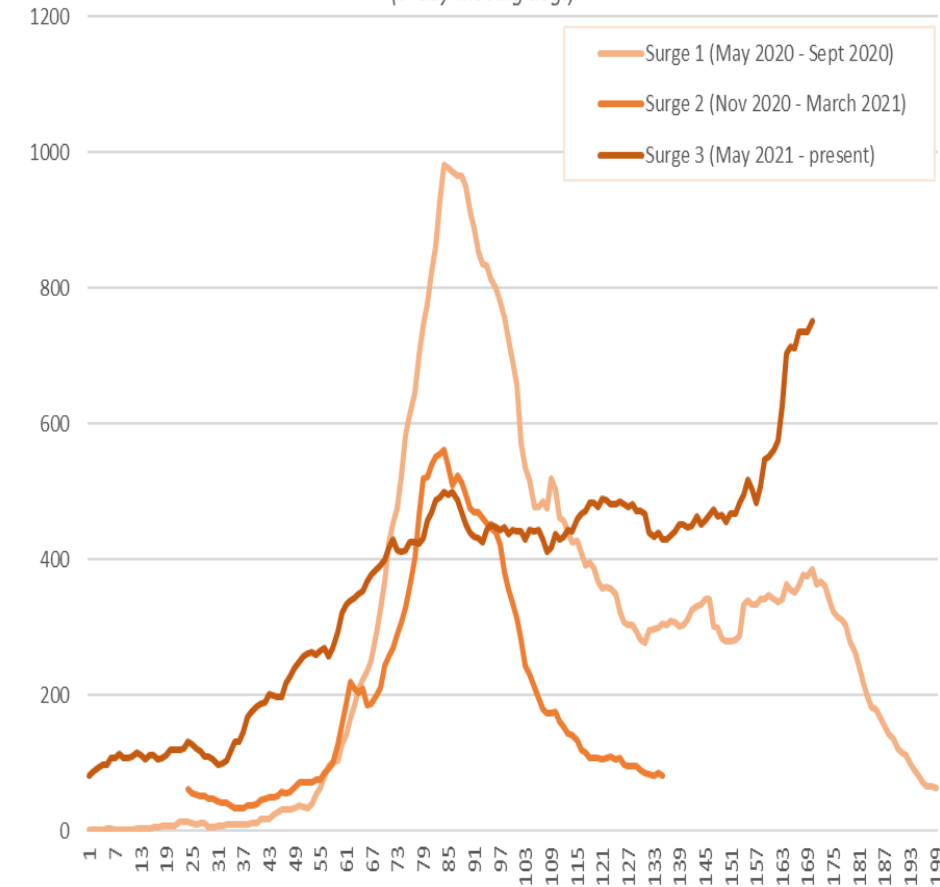


FS COVID-19 CASES OVER THE THREE WAVES



Free State: New Case Trend Comparisons of the Three Surges of COVID-19

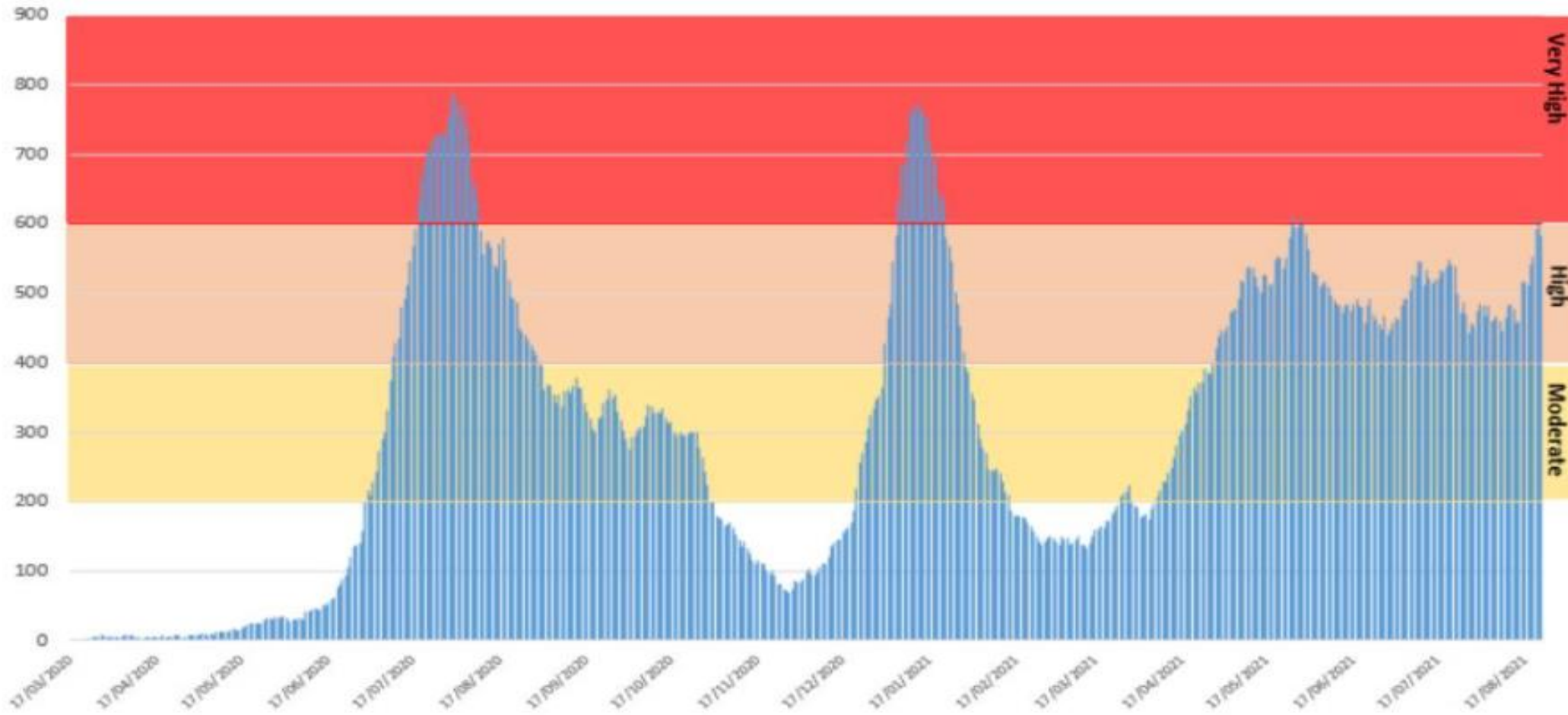
(7-day moving avg.)



COVID-19 HOSPITAL ADMISSIONS OVER THE THREE WAVES



Free State Hospital Admissions per week



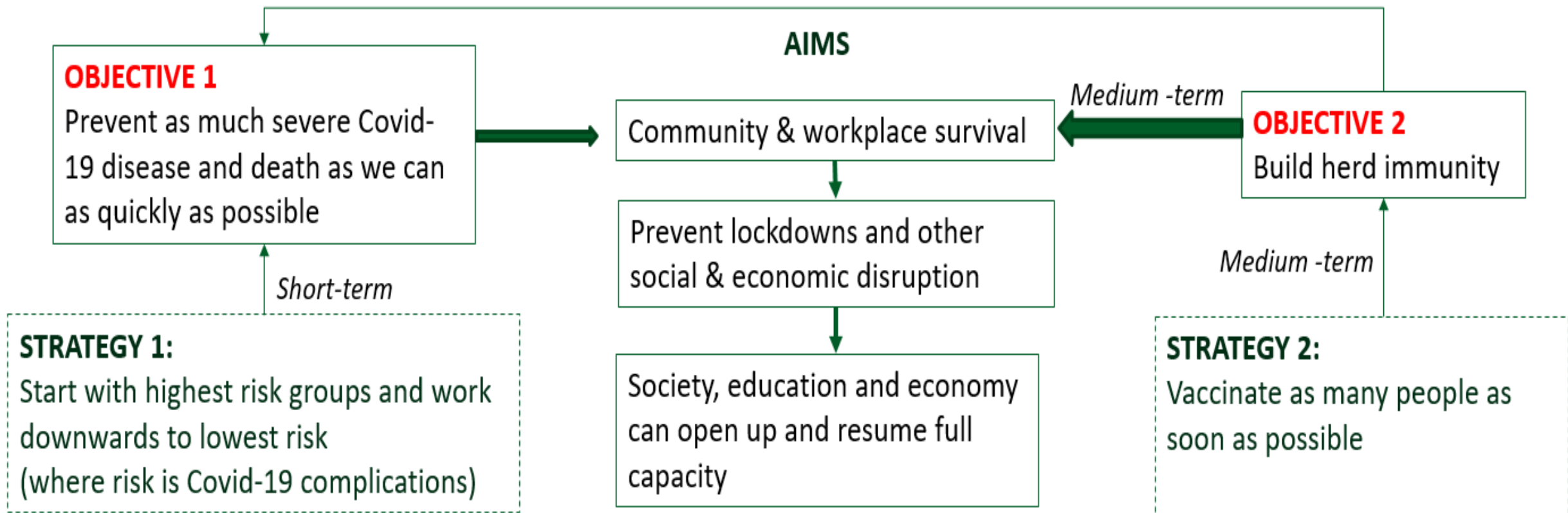


COVID-19 VACCINATION ROLL OUT UPDATE

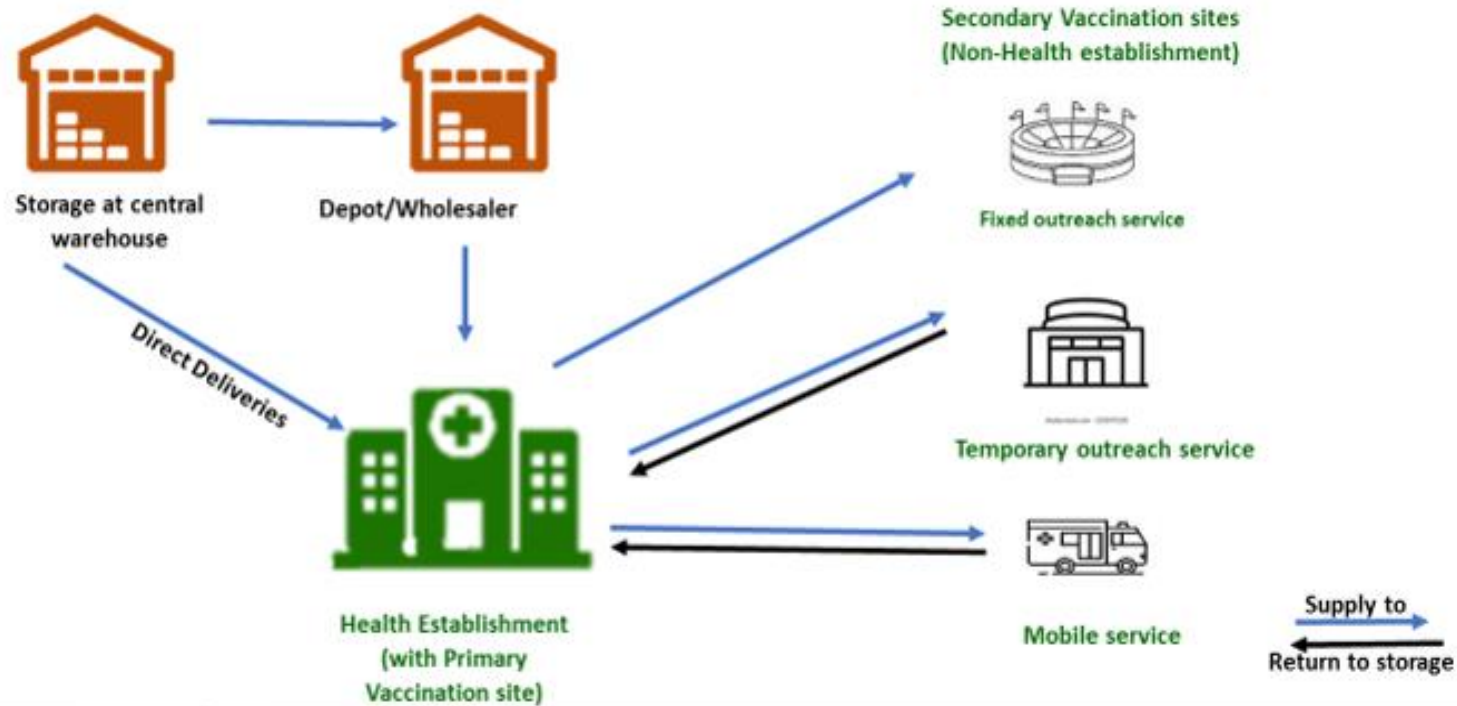
OVERALL AIMS AND OBJECTIVES



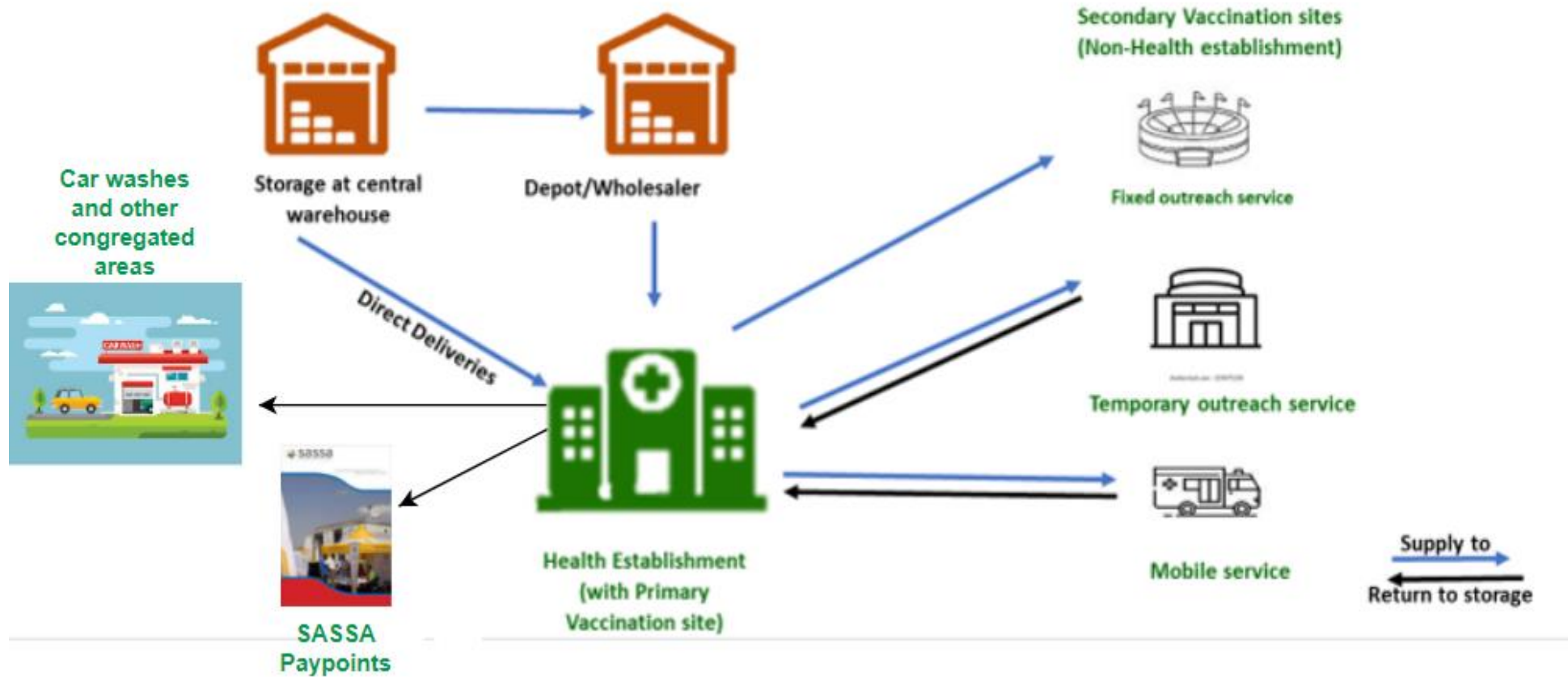
A common pathway: what's good for society is good for the economy.
What is required is full mobilisation of all sectors of society to achieve these objectives



INITIAL SITE TYPOLOGY



CURRENT SITE TYPOLOGY STRATEGY



PLANS FOR 30 AUGUST 2021 – 5 SEPTEMBER



- Sites are categorized into:
 - Permanent sites: **Public Access**
 - Will be opened until end of campaign unless otherwise indicated
 - Temporary sites: **Public Access**
 - Opened for a specific period
 - Temporary outreach sites:
 - SASSA pay points
 - Pop up sites at shopping malls, drive through, car washes, farming communities

PLANS FOR 30 AUGUST 2021 – 5 SEPTMBER



- Permanent sites: **Public Access = 37**
 - Fezile Dabi: 5
 - Lejweleputswa: 6
 - Mangaung Metro: 8
 - Thabo Mofutsanyana: 3
 - Xhariep: 17
- Temporary sites, SASSA, Pop up : **Public Access = 72**
 - Fezile Dabi: 19
 - Lejweleputswa: 16
 - Mangaung Metro: 10
 - Thabo Mofutsanyana: 27

Total sites : **109**

GOVERNANCE, LEADERSHIP AND COORDINATION



- Bi weekly meetings with districts chaired by the MEC
- Fully decentralized implementation model
- Dedicated and committed provincial and district teams
- Effective intergovernmental collaboration (DBE, COGTA, Sports Arts and Culture, DSD)
- Strong stakeholder involvement, e.g. Sasol firm, Transnet, Red Cross Society, WHO, UFS

Provincial Vaccine Rollout Programme (Cumulative)



30 Aug 2021 14:55

Last Updated

Navigation (Select a page from the dropdown, then click ->)

Cumulative Vaccinations One



South African COVID-19
Vaccine Rollout Dashboard

Vaccines Administered

631,507
Vaccines Administered

128,571
Johnson & Johnson Vaccines Administered

502,936
Pfizer Vaccines Administered

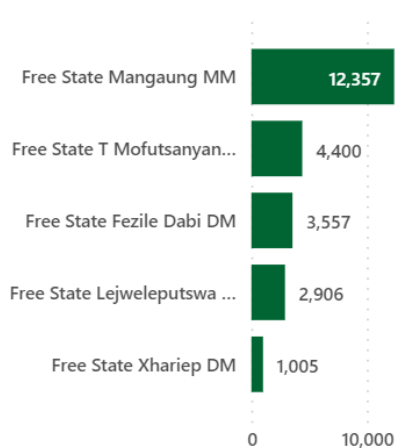
24,225
Sisonke - J&J Vaccines Administered

104,346
National - J&J Vaccines Administered

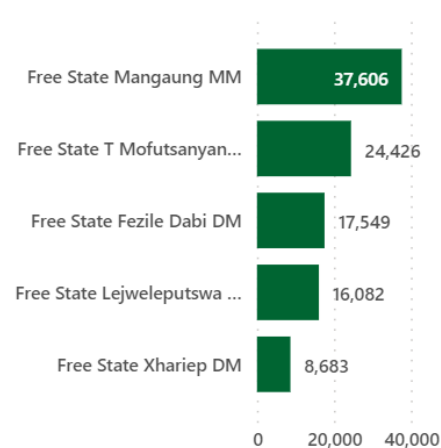
342,802
Pfizer First Dose Vaccines Administered

160,134
Pfizer Second Dose Vaccines Administered

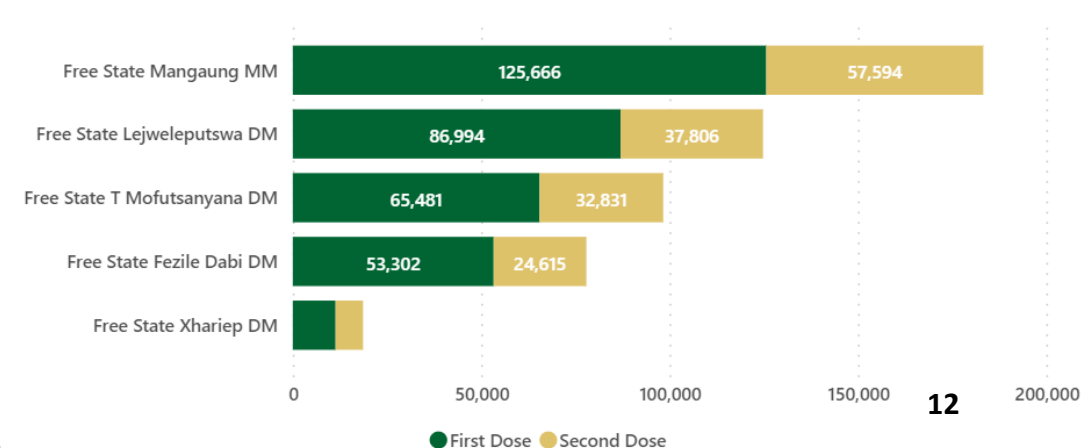
Sisonke-Number of J&J Vaccines Administered



National-Number of J&J Vaccines Administered



Number of Pfizer Vaccines Administered



Province, District, Sub-District

Vaccine Rollout Phase

Facility, Site

Public/Private

Medical Aid

Medical Aid Provided

Vaccine Type

Age

Vaccination Week

2/17/2021 8/29/2021

Mangaung Metro Vaccine Rollout Programme (Cumulative)



29 Aug 2021 14:31
Last Updated

Navigation (Select a page from the dropdown, then click ->)

Cumulative Vaccinations One



Province, District, Sub-District
Multiple selections

Facility, Site
All

Public/Private
All

Medical Aid
All

Medical Aid Provided
All

Vaccine Type
All

Age
All

Vaccination Week
All

2/17/2021 8/29/2021

Vaccines Administered

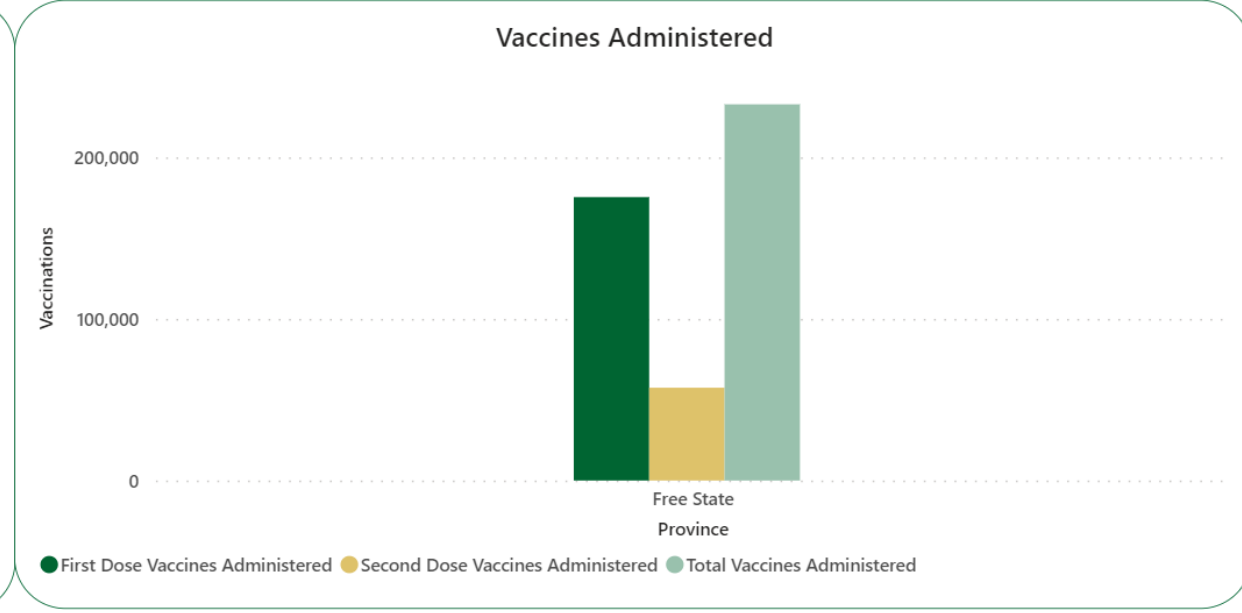
South African COVID-19 Vaccine Rollout Dashboard

175,367 First Dose Vaccines Administered¹

57,434 Second Dose Vaccines Administered²

232,801 Total Vaccines Administered

Province	First Dose Vaccines Administered	Second Dose Vaccines Administered	Total Vaccines Administered
Free State	175,367	57,434	232,801
Mangaung MM	175,367	57,434	232,801
Bloemfontein SD	148,060	48,034	196,094
Botshabelo SD	16,515	5,751	22,266
Thaba N'chu SD	10,792	3,649	14,441
Total	175,367	57,434	232,801



*Note 1: One dose J&J vaccines (single dose regiment) administered and first dose Pfizer vaccines (two dose regiment) administered.

*Note 2: Second dose Pfizer vaccines (two dose regiment) administered.

Fezile Dabi Vaccine Rollout Programme (Cumulative)



29 Aug 2021 14:31

Last Updated

Navigation (Select a page from the dropdown, then click ->)

Cumulative Vaccinations One



Province, District, Sub-District
Multiple selections

Facility, Site
All

Public/Private
All

Medical Aid
All

Medical Aid Provided
All

Vaccine Type
All

Age
All

Vaccination Week
All

2/17/2021 8/29/2021

Vaccines Administered

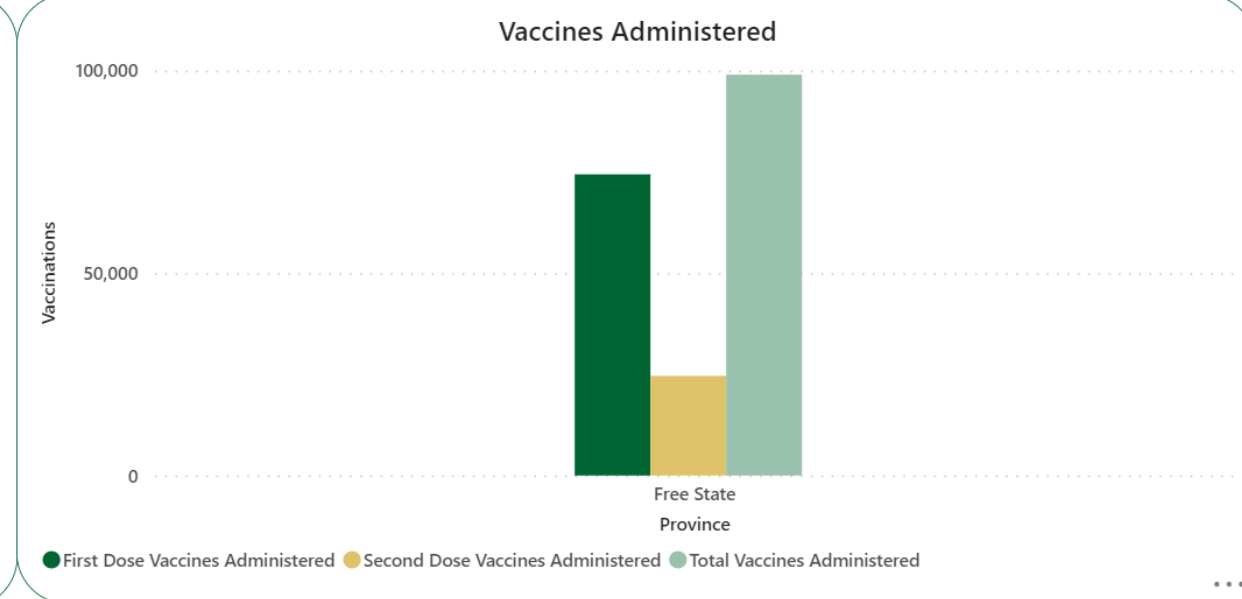
South African COVID-19 Vaccine Rollout Dashboard

74,397 First Dose Vaccines Administered ¹

24,615 Second Dose Vaccines Administered ²

99,012 Total Vaccines Administered

Province	First Dose Vaccines Administered	Second Dose Vaccines Administered	Total Vaccines Administered
Free State	74,397	24,615	99,012
Fezile Dabi DM	74,397	24,615	99,012
Mafube LM	2,553	15	2,568
Metsimah olo LM	43,357	13,895	57,252
Moqhaka LM	19,161	7,432	26,593
Ngwathe	9,326	3,273	12,599
Total	74,397	24,615	99,012



*Note 1: One dose J&J vaccines (single dose regiment) administered and first dose Pfizer vaccines (two dose regiment) administered.

*Note 2: Second dose Pfizer vaccines (two dose regiment) administered.

Xhariep Vaccine Rollout Programme (Cumulative)



29 Aug 2021 14:31
Last Updated

Navigation (Select a page from the dropdown, then click ->)

Cumulative Vaccinations One



South African COVID-19
Vaccine Rollout Dashboard

Vaccines Administered

- Province, District, Sub-District: Multiple selections
- Facility, Site: All
- Public/Private: All
- Medical Aid: All
- Medical Aid Provided: All
- Vaccine Type: All
- Age: All
- Vaccination Week: All
- 2/17/2021
- 8/29/2021

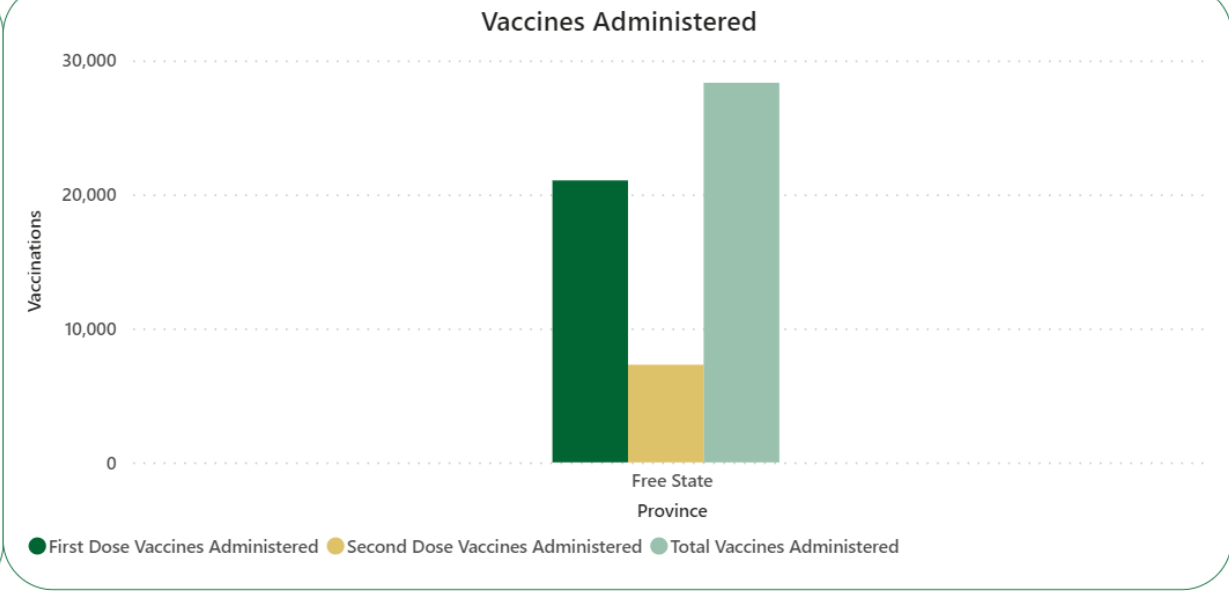
Vaccine Rollout Phase: All

21,047
First Dose Vaccines Administered ¹

7,288
Second Dose Vaccines Administered ²

28,335
Total Vaccines Administered

Province	First Dose Vaccines Administered	Second Dose Vaccines Administered	Total Vaccines Administered
Free State	21,047	7,288	28,335
Xhariep	21,047	7,288	28,335
Kopanong LM	16,005	5,357	21,362
Letsemeng LM	3,015	979	3,994
Mohokare LM	2,027	952	2,979
Total	21,047	7,288	28,335



*Note 1: One dose J&J vaccines (single dose regiment) administered and first dose Pfizer vaccines (two dose regiment) administered.
*Note 2: Second dose Pfizer vaccines (two dose regiment) administered.

TM Vaccine Rollout Programme (Cumulative)



29 Aug 2021 14:31

Last Updated

Navigation (Select a page from the dropdown, then click ->)

Cumulative Vaccinations One



Province, District, Sub-District
Multiple selections

Facility, Site
All

Public/Private
All

Medical Aid
All

Medical Aid Provided
All

Vaccine Type
All

Age
All

Vaccination Week
All

2/17/2021 8/29/2021

Vaccines Administered

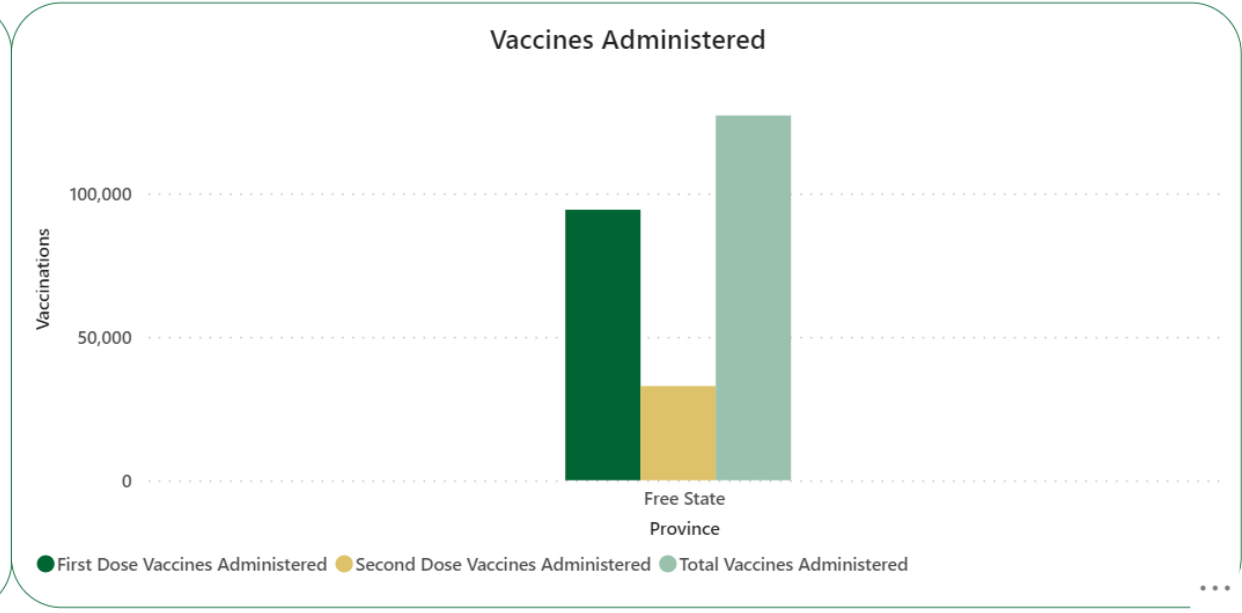
South African COVID-19 Vaccine Rollout Dashboard

94,285
First Dose Vaccines Administered ¹

32,831
Second Dose Vaccines Administered ²

127,116
Total Vaccines Administered

Province	First Dose Vaccines Administered	Second Dose Vaccines Administered	Total Vaccines Administered
Free State	94,285	32,831	127,116
T Mofutsanyana DM	94,285	32,831	127,116
Dihlabeng LM	71,528	24,187	95,715
Maluti-a-Phofung LM	8,818	2,578	11,396
Mantsopa LM	6,279	1,739	8,018
Total	94,285	32,831	127,116



*Note 1: One dose J&J vaccines (single dose regimen) administered and first dose Pfizer vaccines (two dose regimen) administered.

*Note 2: Second dose Pfizer vaccines (two dose regimen) administered.

LJ Vaccine Rollout Programme (Cumulative)



29 Aug 2021 14:31
Last Updated

Navigation (Select a page from the dropdown, then click ->)

Cumulative Vaccinations One



Province, District, Sub-District
Multiple selections

Facility, Site
All

Public/Private
All

Medical Aid
All

Medical Aid Provided
All

Vaccine Type
All

Age
All

Vaccination Week
All

2/17/2021 8/29/2021

Vaccine Rollout Phase: All

Vaccines Administered

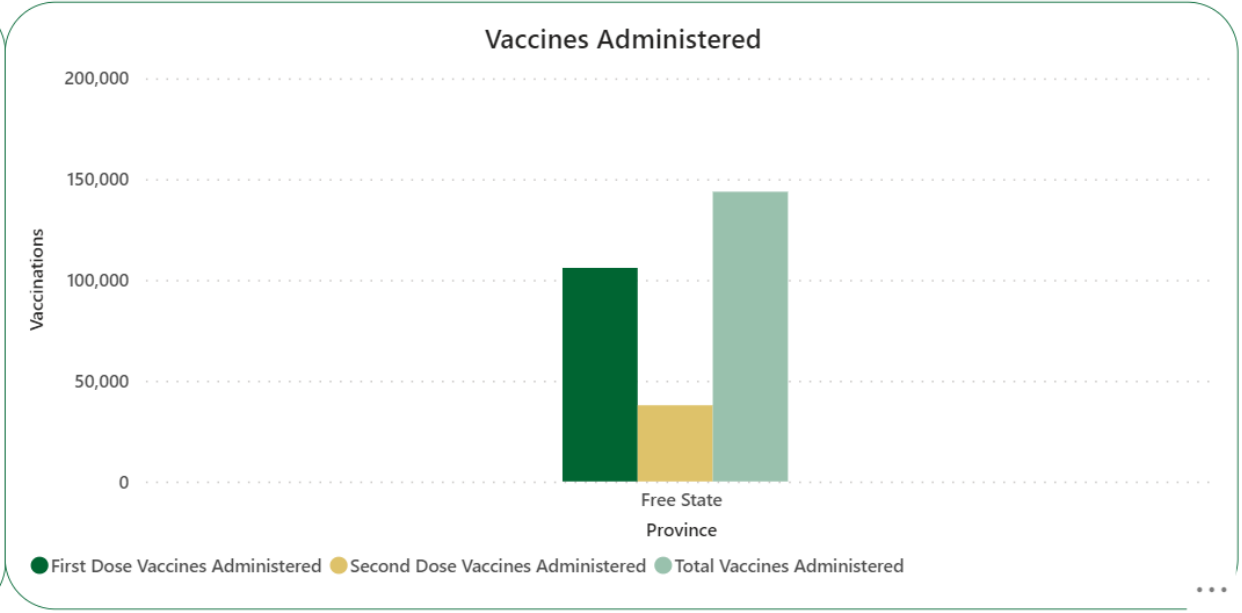
South African COVID-19 Vaccine Rollout Dashboard

105,921
First Dose Vaccines Administered ¹

37,785
Second Dose Vaccines Administered ²

143,706
Total Vaccines Administered

Province	First Dose Vaccines Administered	Second Dose Vaccines Administered	Total Vaccines Administered
Free State	105,921	37,785	143,706
Lejweleput swa DM	105,921	37,785	143,706
Masilony ana LM	4,356	1,539	5,895
Matjhabe ng LM	90,245	31,950	122,195
Nala LM	6,629	3,047	9,676
Tswelopel e LM	4,691	1,249	5,940
Total	105,921	37,785	143,706



*Note 1: One dose J&J vaccines (single dose regiment) administered and first dose Pfizer vaccines (two dose regiment) administered.
*Note 2: Second dose Pfizer vaccines (two dose regiment) administered.

Individuals Vaccinated (Total)



27 Aug 2021 16:48
Last Updated

Navigation (Select a page from the dropdown, then click ->)

Cumulative Vaccinations One



Province, District, Sub-District
All

Facility, Site
All

Public/Private
All

Medical Aid
All

Medical Aid Provided
All

Vaccine Type
All

Age
All

Vaccination Week
All

2/17/2021 8/27/2021

Vaccine Rollout Phase
All

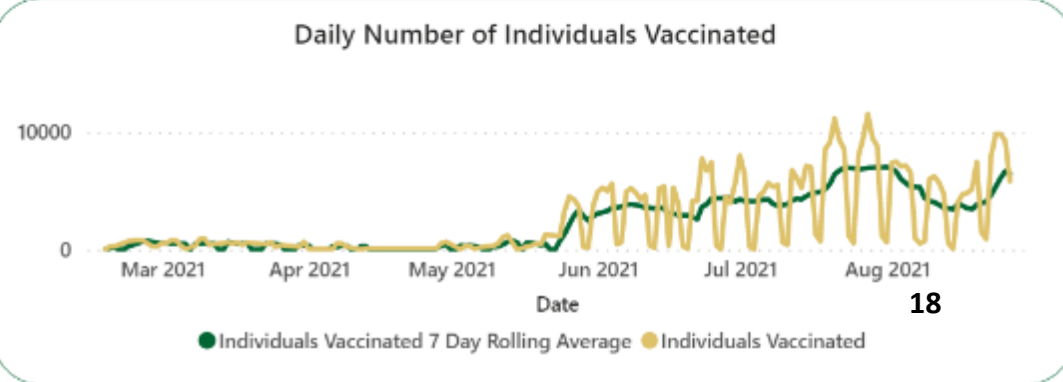
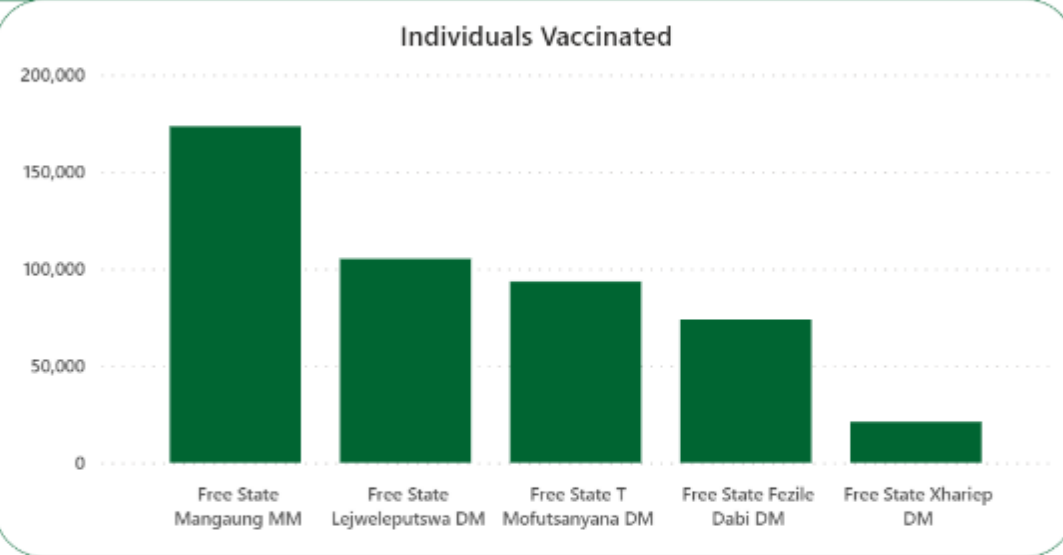
Individuals Vaccinated

South African COVID-19
Vaccine Rollout Dashboard

466,894
Individuals Vaccinated

285,280
Individuals Fully Vaccinated

Province	Individuals Vaccinated	Individuals Fully Vaccinated
Free State	466,894	285,280
Fezile Dabi DM	74,028	45,512
Lejweleputswa DM	105,194	56,256
Mangaung MM	173,311	105,767
T Mofutsanyana DM	93,407	60,916
Xhariep DM	20,954	16,829
Total	466,894	285,280



Provincial Vaccine Rollout Programme (Coverage)



29 Aug 2021 14:31

Last Updated

Navigation (Select a page from the dropdown, then click ->)

Cumulative Vaccinations One



Coverage

South African COVID-19



Province, District, Sub-District

All

Age

All

Province	Total Population	Total Individuals Vaccinated	Vaccination Coverage	Insured (Self Reported) Population	Insured (Self Reported) Individuals Vaccinated	Insured (Self Reported) Coverage	Uninsured (Self Reported) Population	Uninsured (Self Reported) Individuals Vaccinated	Uninsured (Self Reported) Coverage
Free State	2,900,268	470,986	16.24%	393,445	110,495	28.08%	2,506,831	360,491	14.38%
Mangaung MM	869,265	175,384	20.18%	155,028	55,769	35.97%	714,238	119,615	16.75%
Xhariep DM	127,070	21,045	16.56%	13,424	2,224	16.57%	113,642	18,821	16.56%
Lejweleputs wa DM	643,038	105,914	16.47%	79,763	24,406	30.60%	563,276	81,508	14.47%
Fezile Dabi DM	505,055	74,390	14.73%	69,034	14,247	20.64%	436,026	60,143	13.79%
T Mofutsanya na DM	755,840	94,253	12.47%	76,196	13,849	18.18%	679,649	80,404	11.83%
Total	2,900,268	470,986	16.24%	393,445	110,495	28.08%	2,506,831	360,491	14.38%

Data Sources: *Population* - As supplied to the National Department of Health *Vaccinations*- Electronic Vaccine Data System (EVDS). Please note that the 'Individuals Vaccinated' and 'Individuals Fully Vaccinated' figures will differ from the same figures on other pages, because all vaccination records with undefined ages were excluded from this analysis because an undefined age cannot be assigned to a specific age groups. Undefined ages can occur due to invalid date of births and the absence of valid ID numbers to derive the date of birth from.

FSDOH DEMAND CREATION FEEDBACK

06 August 2021

OVERALL STRATEGY

Complacency
Information in people's hands
High programme visibility

Confidence
RCCE
Use of local media

CONVENIENCE
Local mobilisation and canvassing
Access strategies

A Model of Vaccine Hesitancy

3Cs models illustrates key factors associated with vaccine hesitancy.

Complacency

The low perception of the risks associated with infectious diseases therefore the reasons for vaccination are not apparent.

Confidence

Lack of trust in the safety or effectiveness of vaccines or institutions that recommend vaccination.

Convenience

Access: The availability and affordability of vaccines, geographical etc

HOW ARE YOU TARGETING YOUR DEMAND GENERATION EFFORTS IN AUGUST-SEPTEMBER 2021



Target group	Specific activities
Older people	<ul style="list-style-type: none"> • Mobile outreach services of the Department • COGTA, GCIS, Municipalities with all partners in the Free State (Red Cross and Right to Care) • Community Healthcare workers, Community Development Workers , EPWP and any other community based structures
Uninsured people	<ul style="list-style-type: none"> • mobile outreach services of the Department • COGTA, GCIS, Municipalities with Red Cross and Right to Care • Local leaders and Influencers
People with disabilities	<ul style="list-style-type: none"> • Reached out to Organizations of people with disabilities (DPSA and APD) for them to do advocacy on the vaccine as well as reaching out to homes of people with disabilities through the Department of Social Development to educate them about the importance of taking the vaccine. • The difficulty has been people who use Braille and the deaf because we can't sufficiently reach those in the community but those in home are accessible • SASSA • Outreach services to hard to reach areas

HOW ARE YOU TARGETING YOUR DEMAND GENERATION EFFORTS IN AUGUST-SEPTEMBER 2021



Target group	Specific activities
Men	<ul style="list-style-type: none"> • Men Forum, within the Provincial Council on AIDS Working with this PCA Men Sector, Older people and various other categories are encouraged through very low key • Door to Door outreach to go and vaccinate. • Lockdown regulations have hampered our ability to gather and properly workshop PCA sectors at Provincial, District and Local levels. • Sportsmen ambassadors
Informal settlements	<ul style="list-style-type: none"> • mobile services of the Department • COGTA, GCIS, Municipalities with Red Cross and Right to Care • Community Healthcare workers
Remote communities	<ul style="list-style-type: none"> • mobile services of the Department and the joint teams of Health Communications, COGTA, GCIS, Municipalities with Red Cross and Right to Care coming handy to help with loud hailing and amplifying our messages • Farming communities

ADDITIONAL STRATEGIES



Target group	Specific activities
Older people	<ul style="list-style-type: none"> • mobile services of the Department • COGTA, GCIS, Municipalities with Red Cross and Right to Care • Community Healthcare workers • Radio • SMS • SASSA pay points/pop sites
Uninsured people	<ul style="list-style-type: none"> • Public Private Partnership • Pop up sites • Communication with medical aid • Communication on radio
People with disabilities	<ul style="list-style-type: none"> • Collaboration with Disabled People of South Africa (DPSA) • Door to door
Men	<ul style="list-style-type: none"> • Pop up sites at Car washes • Sportsmen/influencers • Business • Drive throughs • Men Sector of the Provincial Council on AIDS Working with this PCA Men Sector • Men circumcisions • Public Private Partnership • Taxi ranks

Some feedback from those who missed appointments:

- Some old age people think once they have missed the second appointment they are not allowed to come anymore.
- People with medical aid said that they do not have enough funds. (It should be clearly stated that they won't be charged from their monthly fees.)
- Some people said that they will only get vaccinated if it will be used as access to enter malls, shopping complex or used as access cards.
- Others are working and they knock off late.
- Others said they are booked at the vaccination sites that are far from them.

EXAMPLES OF DEMAND CREATION



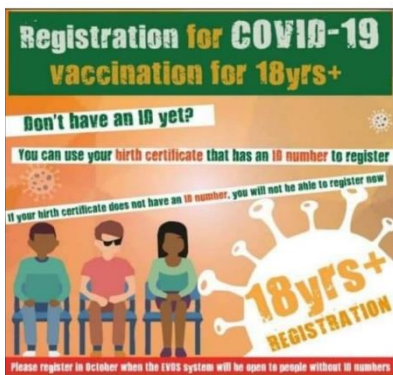
Thabo-Mofutsanyana District-Health

1d • 🌐


September has come early! As of tomorrow, 20 August 2021, we are doing this. Ma2k and GenZ, you can start registering to get your vaccine. We are using the same methods of registration! Registration is open for everyone from the age of 18 years

For those WITHOUT ID numbers, please wait for the month of October when the system will allow it.

#I_choose_VacciNation



Koppies	Tshiame	Ficksburg
2 - 6 August 2021 9 - 13 August 2021	16 - 20 August 2021 23 - 27 August 2021	30 August - 3 September 6 - 10 September 2021
Welkom	Kroonstad	Thaba Nchu
13 - 17 September 2021 20 - 24 September 2021	27 September - 1 October 4 - 8 October 2021	11 - 15 October 2021 18 - 21 October 2021



TIME TO GET VACCINATED

VACCINE SITES

Thabo Mofutsanyana District				
Monday	Tuesday	Wednesday	Thursday	Friday
Clicks Sechaba Mall, Bethlehem 058-303 5656	Clicks Sechaba Mall, Bethlehem 058-303 5656	Clicks Sechaba Mall, Bethlehem 058-303 5656	Clicks Sechaba Mall, Bethlehem 058-303 5656	Clicks Sechaba Mall, Bethlehem 058-303 5656
Clicks Dihlabeng Mall, Bethlehem 058-303 0280	Clicks Dihlabeng Mall, Bethlehem 058-303 0280	Clicks Dihlabeng Mall, Bethlehem 058-303 0280	Clicks Dihlabeng Mall, Bethlehem 058-303 0280	Clicks Dihlabeng Mall, Bethlehem 058-303 0280
Clicks Ficksburg 051-933 5988	Clicks Ficksburg 051-933 5988	Clicks Ficksburg 051-933 5988	Clicks Ficksburg 051-933 5988	Clicks Ficksburg 051-933 5988
Hoogland, Medi-Clinic Hospital, Bethlehem 058-307 2000	Hoogland, Medi-Clinic Hospital, Bethlehem 058-307 2000	Hoogland, Medi-Clinic Hospital, Bethlehem 058-307 2000	Hoogland, Medi-Clinic Hospital, Bethlehem 058-307 2000	Hoogland, Medi-Clinic Hospital, Bethlehem 058-307 2000
Busamed Hospital, Harrismith 058-624 3086	Busamed Hospital, Harrismith 058-624 3086	Busamed Hospital, Harrismith 058-624 3086	Busamed Hospital, Harrismith 058-624 3086	Busamed Hospital, Harrismith 058-624 3086

Contact: 0800 55 53 54
complaints@fshealth.gov.za
For additional registration methods
Whatsapp 0600 123 456 or dial *134*832#
Link >>> https://coronavirus.fshealth.gov.za/FS_COVID/



The End

